




# Parts Manual



## Regent / 500 / 2500 Series Lawn Tractors & Mower Decks RMO

### 18.5HP Product

Mfg. No.	Description
2690589	Regent, 18.5HP B&S Hydro and 38" Mower Deck (CE/Export)
2690590	Regent, 18.5HP B&S Hydro and 44" Mower Deck (CE/Export)
2690591	Regent, 18.5HP B&S Hydro and 40" Mower Deck (CE/Export)
2690595	2518H, 18.5HP B&S Hydro and 44" Mower Deck (CE/Export)
2690684	2518H, 18.5HP B&S Hydro RMO and 44" Mower Deck (CE/Export)
2690686	Regent, 18.5HP B&S Hydro and 44" Mower Deck (CE/Export)

### 18HP Product

Mfg. No.	Description
2690572	Regent, 18HP Kohler Hydro RMO and 38" Mower Deck
2690581	2518H, 18HP Kohler Hydro RMO and 38" Mower Deck
2690585	Regent, 18HP Kohler Hydro and 38" Mower Deck

### 19.5HP Product

Mfg. No.	Description
2690810	Regent, 19.5HP B&S Hydro and 38" Mower Deck

### 20HP Product

Mfg. No.	Description
2690573	Regent, 20HP B&S Hydro RMO and 38" Mower Deck
2690574	Regent, 20HP Kohler Hydro RMO and 44" Mower Deck
2690582	2520H, 20HP B&S Hydro RMO and 38" Mower Deck
2690586	520H, 20HP B&S Hydro RMO and 38" Mower Deck

2690592	Regent, 20HP B&S Hydro and 44" Mower Deck (CE/Export)
2690688	Regent, 20HP B&S Hydro and 44" Mower Deck (CE/Export)

### 22HP Product

Mfg. No.	Description
2690575	Regent, 22HP B&S Hydro RMO and 44" Mower Deck
2690583	2522H, 22HP B&S Hydro RMO and 44" Mower Deck
2690587	522H, 22HP B&S Hydro RMO and 44" Mower Deck
2690614	Regent, 22HP B&S Hydro (CE/Export) TRACTOR ONLY

### 24HP Product

Mfg. No.	Description
2690576	Regent, 24HP B&S Hydro RMO and 50" Mower Deck
2690584	2524H, 24HP B&S Hydro RMO and 50" Mower Deck
2690588	524H, 24HP B&S Hydro RMO and 50" Mower Deck

### Mower Decks

Mfg. No.	Description
1695129	38" Mower Deck
1695132	38" Mower Deck
1695142	38" Mower Deck (CE/Export)
1695130	44" Mower Deck
1695133	44" Mower Deck
1695143	44" Mower Deck (CE/Export)
1695145	44" Mower Deck (CE/Export)
1695131	50" Mower Deck
1695134	50" Mower Deck

Manual Part No. 1734919

Revision C

Rev. Date: 2/3/2010

Not for  
Reproduction

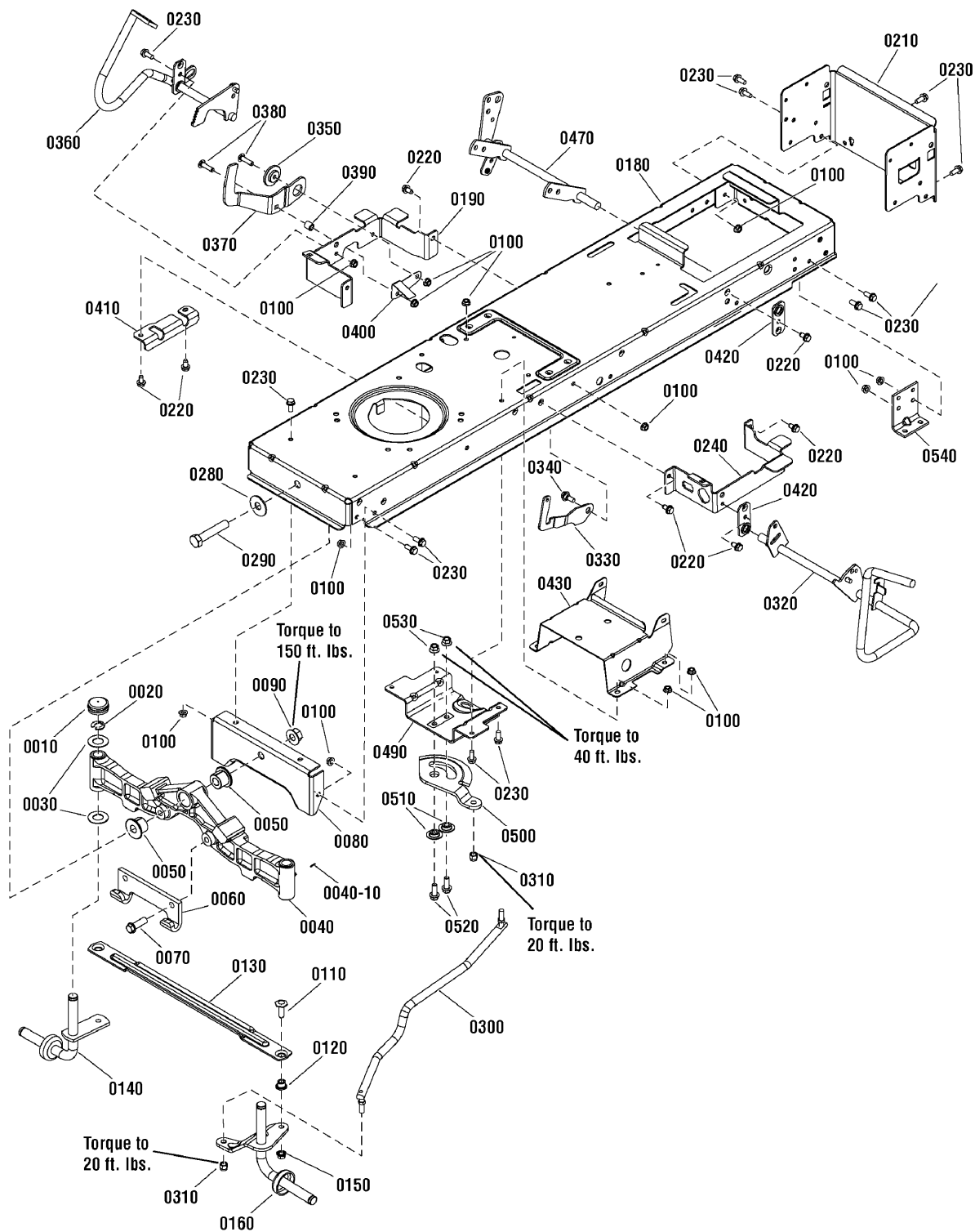
<b>PRODUCT COMPONENTS</b>	<b>PAGES</b>
Frame & Front Axle Group .....	4
Steering Group .....	8
Engine Group .....	10
Transmission Group .....	14
Transmission SERVICE PARTS - Tuff Torq K46BL .....	16
Transmission SERVICE PARTS - Tuff Torq K46BP .....	22
Controls Group .....	26
Electrical Group .....	28
Hood, Grille & Dash Group .....	32
Seat Deck & Fuel Tank Group .....	34
Lift Group - Manual .....	36
Wheels & Tires Group - 19.5HP .....	38
Wheels & Tires Group .....	40
Decals Group - Brand & Model .....	42
Decals Group - Safety & Common Group .....	44
38" Mower Deck - Belt, Idler Arm & Hitch Group .....	46
38" Mower Deck - Height Adjustment & Roller Bar Group .....	48
38" Mower Deck - Housing, Arbors & Blades Group .....	52
40" Mower Deck - Belt, Idler Arm & Hitch Group .....	56
40" Mower Deck - Height Adjustment & Roller Bar Group .....	58
40" Mower Deck - Housing, Arbors & Blades Group .....	62
44" & 50" Mower Deck - Belt, Idler Arm & Hitch Group .....	66
44" & 50" Mower Deck - Height Adjust & Roller Bar Group .....	68
44" Mower Deck - Housing, Arbors & Blades Group .....	72
50" Mower Deck - Housing & Arbor Group .....	76
<b>Torque Specification Chart .....</b>	<b>Inside Back Cover</b>

Not for  
Reproduction

# Frame & Front Axle Group

986847

NOTE: Unless noted otherwise,  
use the standard hardware torque  
specification chart.



**The above parts group applies to the following Mfg. Nos.:**

2690572 - Regent	2690582 - 2520H	2690588 - 524H	2690614 - Regent
2690573 - Regent	2690583 - 2522H	2690589 - Regent	2690684 - 2518H
2690574 - Regent	2690584 - 2524H	2690590 - Regent	2690686 - Regent
2690575 - Regent	2690585 - Regent	2690591 - Regent	2690688 - Regent
2690576 - Regent	2690586 - 520H	2690592 - Regent	2690810 - Regent
2690581 - 2518H	2690587 - 522H	2690595 - 2518H	

## Frame & Front Axle Group

REF NO	PART NO.	QTY.	DESCRIPTION
0010	1734135SM	2	CAP, Hub
0020	1611710SM	2	RING, Klipring Extension
0030	1960160SM	4	WASHER, 3/4
0040	1728018SM	1	AXLE, Front Iron Casting Machined
0040-10	1704314SM	3	FITTING, Zerk
0050	1730186SM	2	BUSHING, Axle Pivot
0060	1721918ASM	1	HOOK, "J"
0070	1927531SM	2	CAPSCREW, 7/16-14 x 2
0080	1727902ASM	1	PLATE, Axle Support
0090	2860646SM	1	NUT, Hex Flange Two-Way Lock, 5/8-11
0100	1931277SM	24	NUT, Hex, Flange Whizlock, 5/16-18
0110	1960032SM	2	CAPSCREW, Hex Head, 3/8-16 x 1-1/4, .141 Thread G5
0120	1731912SM	2	BUSHING, Powdered Metal
0130	1728080ASM	1	ROD, Tie
0140	1727872ASM	1	SPINDLE & CUP ASSEMBLY, R.H.
0150	1930645SM	2	NUT, Hex, Flange, Locking, 3/8-16
0160	1727873ASM	1	SPINDLE & ARM ASSEMBLY, L.H.
0180	1727901ASM	1	FRAME
0190	1727904ASM	1	SUPPORT, Front Footrest R.H.
0210	1731309ASM	1	SUPPORT, Rear Frame
0220	1930601SM	9	SCREW, Taptite, 5/16-18 x 5/8
0230	1930591SM	14	CAPSCREW, Hex Head, Flange Whiz Lock, 5/16-18 x 3/4
0240	1727905ASM	1	SUPPORT, Front Footrest L.H.
0280	1960035SM	1	WASHER, Flat, 5/8
0290	2860744SM	1	CAPSCREW, Hex Head, 5/8-11 x 3-1/4 G5
0300	1727868SM	1	LINK, Drag
0310	1960747SM	2	NUT, Hex Nylock, 3/8-24
0320	1727252ASM	1	PEDAL ASSEMBLY, Brake
0330	1735595SM	1	LATCH, Brake Lock
0340	1729576SM	1	BOLT, Shoulder, 5/16-18 x 1-1/8
0350	1727935SM	1	SPACER, Pivot
0360	1727250ASM	1	PEDAL ASSEMBLY, Forward
0370	1727246SM	1	PEDAL, Reverse
0380	1960223SM	2	BOLT, Carriage, 5/16-18 x 1-1/4
0390	1728024SM	2	SPACER, Foot Pedal
0400	1728025SM	1	ACTUATOR, RMO Switch
0410	1727909SM	1	BRACKET, Pedal Pivot
0420	1727911SM	2	PLATE, Bearing
0430	1727282SM	1	SUPPORT, Battery
0470	1727951ASM	1	LIFT SHAFT ASSEMBLY

### Footnotes

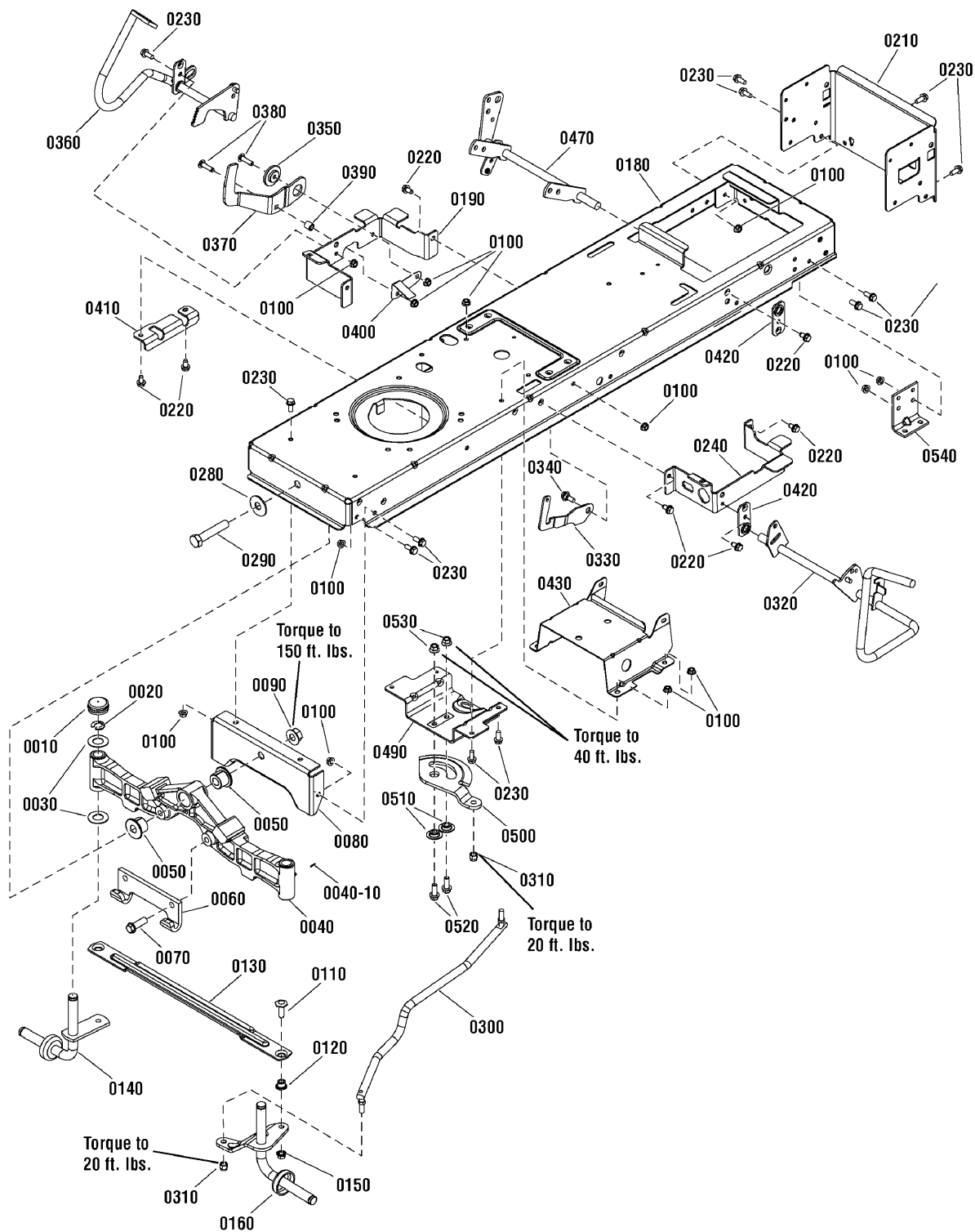
#### The above parts group applies to the following Mfg. Nos.:

2690572 - Regent	2690582 - 2520H	2690588 - 524H	2690614 - Regent
2690573 - Regent	2690583 - 2522H	2690589 - Regent	2690684 - 2518H
2690574 - Regent	2690584 - 2524H	2690590 - Regent	2690686 - Regent
2690575 - Regent	2690585 - Regent	2690591 - Regent	2690688 - Regent
2690576 - Regent	2690586 - 520H	2690592 - Regent	2690810 - Regent
2690581 - 2518H	2690587 - 522H	2690595 - 2518H	

# Frame & Front Axle Group

986847

NOTE: Unless noted otherwise,  
use the standard hardware torque  
specification chart.



**The above parts group applies to the following Mfg. Nos.:**

2690572 - Regent	2690582 - 2520H	2690588 - 524H	2690614 - Regent
2690573 - Regent	2690583 - 2522H	2690589 - Regent	2690684 - 2518H
2690574 - Regent	2690584 - 2524H	2690590 - Regent	2690686 - Regent
2690575 - Regent	2690585 - Regent	2690591 - Regent	2690688 - Regent
2690576 - Regent	2690586 - 520H	2690592 - Regent	2690810 - Regent
2690581 - 2518H	2690587 - 522H	2690595 - 2518H	

## Frame & Front Axle Group

REF NO	PART NO.	QTY.	DESCRIPTION
0490	1727940SM	1	BRACKET, Sector Support
0500	1728027SM	1	GEAR, Steering
0510	1728122SM	2	SPACER, Sector Gear
0520	1934654SM	2	SCREW, Hex Flange, Whiz Lock, 3/8-16 x 1
0530	1931211SM	2	NUT, Hex Flange, Whiz Lock, 3/8-16
0540	1727903SM	1	SUPPORT, Transmission

Not for  
Reproduction

### Footnotes

---

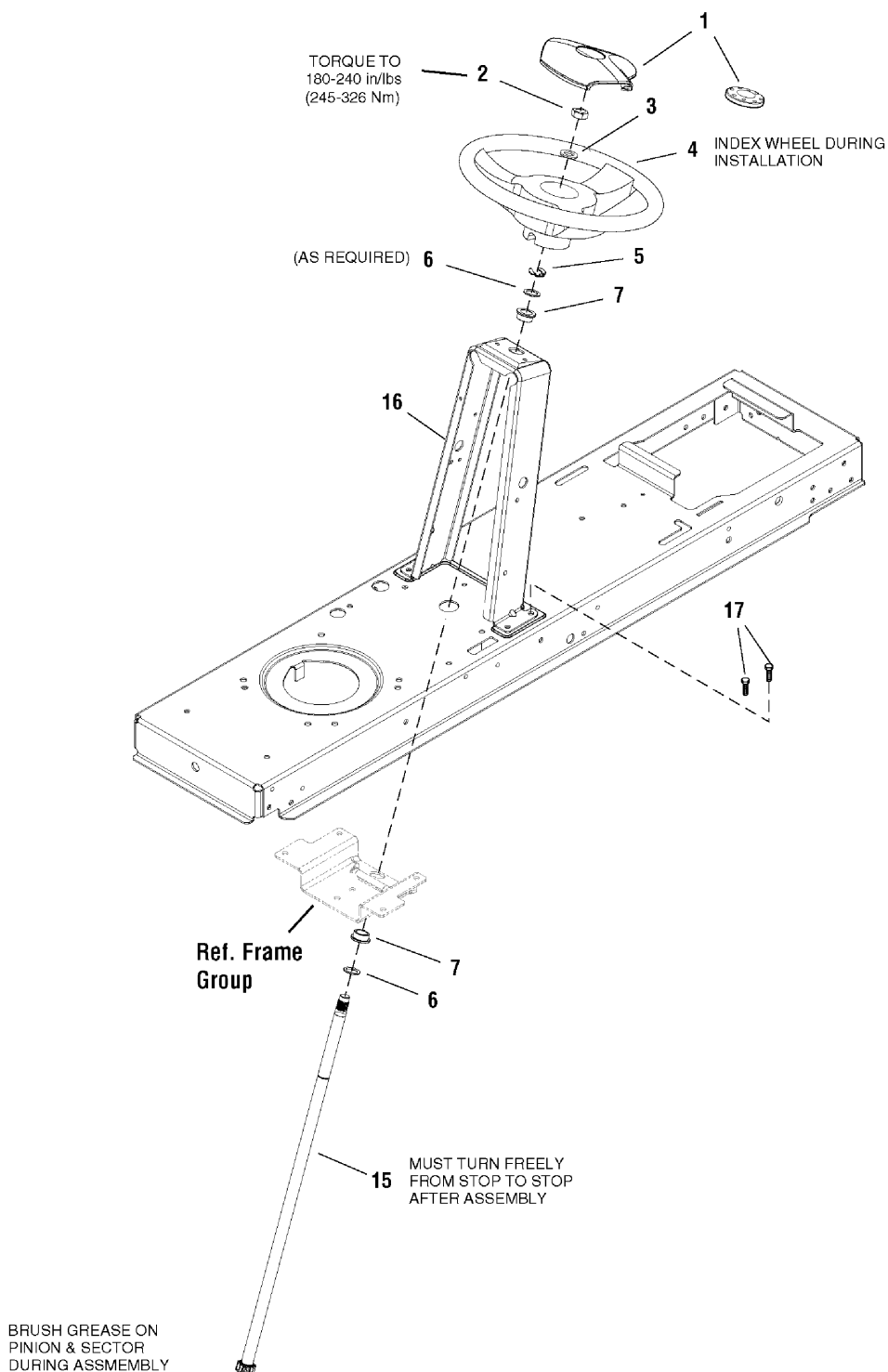
**The above parts group applies to the following Mfg. Nos.:**

2690572 - Regent	2690582 - 2520H	2690588 - 524H	2690614 - Regent
2690573 - Regent	2690583 - 2522H	2690589 - Regent	2690684 - 2518H
2690574 - Regent	2690584 - 2524H	2690590 - Regent	2690686 - Regent
2690575 - Regent	2690585 - Regent	2690591 - Regent	2690688 - Regent
2690576 - Regent	2690586 - 520H	2690592 - Regent	2690810 - Regent
2690581 - 2518H	2690587 - 522H	2690595 - 2518H	

# Steering Group

986843

**NOTE: Unless noted otherwise, use the standard hardware torque specification chart.**



**The above parts group applies to the following Mfg. Nos.:**

2690572 - Regent	2690582 - 2520H	2690588 - 524H	2690614 - Regent
2690573 - Regent	2690583 - 2522H	2690589 - Regent	2690686 - Regent
2690574 - Regent	2690584 - 2524H	2690590 - Regent	2690688 - Regent
2690575 - Regent	2690585 - Regent	2690591 - Regent	2690810 - Regent
2690576 - Regent	2690586 - 520H	2690592 - Regent	
2690581 - 2518H	2690587 - 522H	2690595 - 2518H	



## Steering Group

REF NO	PART NO.	QTY.	DESCRIPTION
1	1722319SM	1	CAP, Steering Wheel, Simplicity (Decal Not Included)
1	1725024SM	1	CAP, Steering Wheel, Plain
2	1960576SM	1	NUT, Hex Lock, ESNA Light, 5/8-18, Thin
3	1924366SM	1	WASHER, 5/8 x 1-1/8
4	1728069SM	1	STEERING WHEEL, w/Aluminum Insert
5	1611710SM	1	RING, Klipring Extension
6	1960114SM	2	WASHER, 3/4 x 1
7	1729665SM	2	BUSHING, Steering
15	1727813SM	1	SHAFT, Steering Gear & Spline Yellow
16	1727260ASM	1	TOWER
17	1930601SM	4	SCREW, Hex Washer Head, Taptite

Not for  
Reproduction

## Footnotes

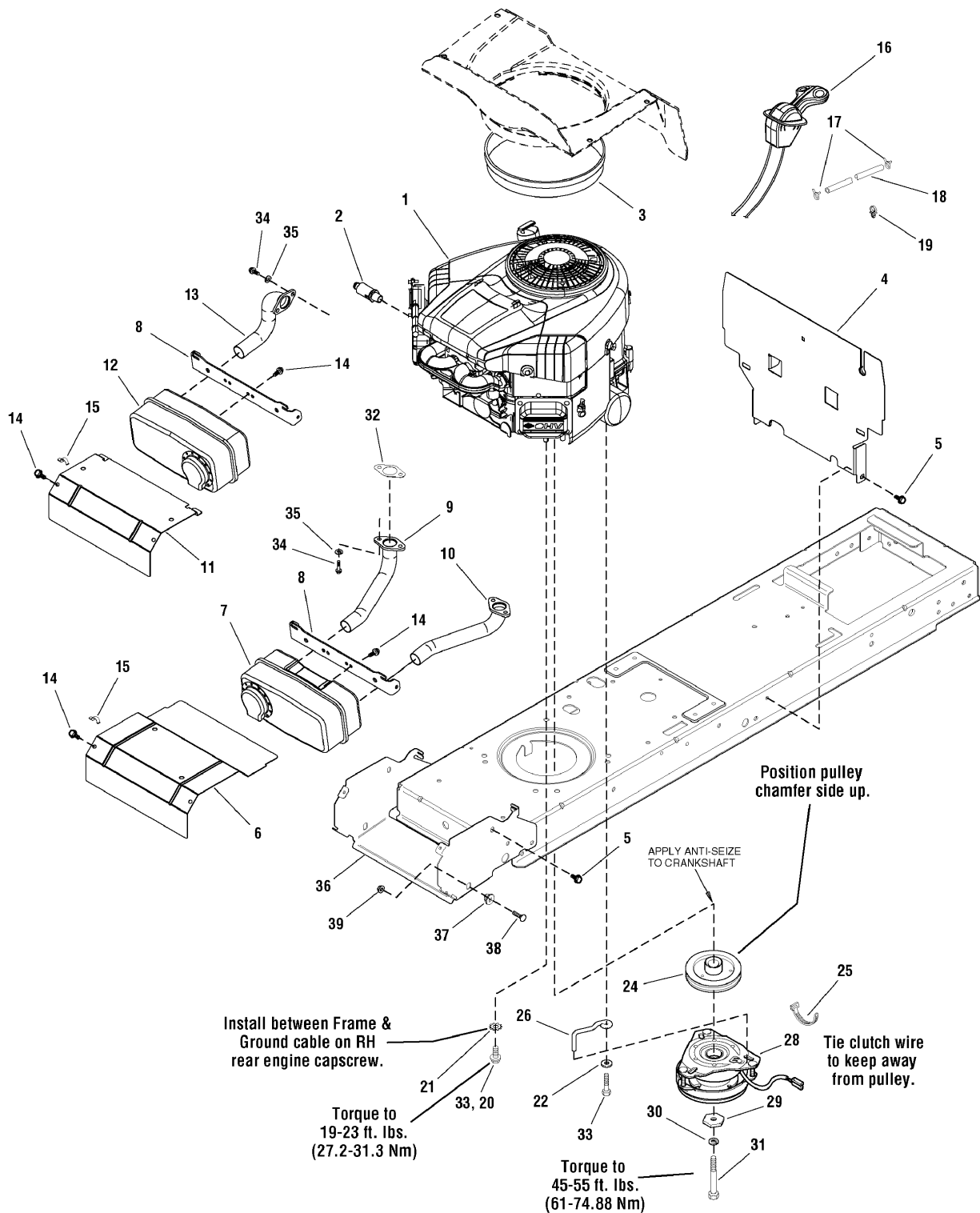
### The above parts group applies to the following Mfg. Nos.:

2690572 - Regent	2690582 - 2520H	2690588 - 524H	2690614 - Regent
2690573 - Regent	2690583 - 2522H	2690589 - Regent	2690686 - Regent
2690574 - Regent	2690584 - 2524H	2690590 - Regent	2690688 - Regent
2690575 - Regent	2690585 - Regent	2690591 - Regent	2690810 - Regent
2690576 - Regent	2690586 - 520H	2690592 - Regent	
2690581 - 2518H	2690587 - 522H	2690595 - 2518H	

# Engine Group

987440

**NOTE:** Unless noted otherwise, use the standard hardware torque specification chart.



**The above parts group applies to the following Mfg. Nos.:**

2690572 - Regent	2690582 - 2520H	2690588 - 524H	2690614 - Regent
2690573 - Regent	2690583 - 2522H	2690589 - Regent	2690684 - 2518H
2690574 - Regent	2690584 - 2524H	2690590 - Regent	2690686 - Regent
2690575 - Regent	2690585 - Regent	2690591 - Regent	2690688 - Regent
2690576 - Regent	2690586 - 520H	2690592 - Regent	2690810 - Regent
2690581 - 2518H	2690587 - 522H	2690595 - 2518H	

## Engine Group

REF NO	PART NO.	QTY.	DESCRIPTION
1	----	1	*ENGINE, 18HP Kohler Single Courage Pro - Model # SV540S-18 HP Spec #PS-SV540-0017
1	31Q777-0113-B1	1	**ENGINE, 18.5HP Briggs & Stratton Intek (Engine Model: 31Q777-0113-B1)
1	31P777-0147-B1	1	**ENGINE, 18.5HP Briggs & Stratton, Intek (Engine Model: 31P777-0147-B1) CE/Export
1	31Q677-0123-B1	1	*ENGINE, 19.5HP Briggs & Stratton (Engine Model: 31Q677-0123-B1)
1	----	1	*ENGINE, 20HP Kohler Single Courage - Model # SV600S Engine Spec # PS-SV600-0023
1	40G777-0400-E1	1	**ENGINE, 20HP Briggs & Stratton Twin Intek (Engine Model: 40G777-0400-E1)
1	44K777-0400-E1	1	**ENGINE, 22HP Briggs & Stratton Twin Intek (Engine Model: 44K777-0400-E1)
1	407777-0153-B1	1	**ENGINE, 22HP Briggs & Stratton Intek (Engine Model: 407777-0153-B1) (CE/Export)
1	44L777-0128-B1	1	**ENGINE, 23HP Briggs & Stratton ELD Twin (Engine Model: 44L777-0128-B1)
1	44M777-0113-E1	1	**ENGINE, 24HP Briggs & Stratton Twin Intek (Engine Model: 44M777-0113-E1)
1	44M777-0139-B1	1	**ENGINE, 24HP Briggs & Stratton ELS Twin (Engine Model: 44M777-0139-B1)
2	1717473SM	1	VALVE, Shut Off Oil Drain
3	1731970SM	1	SEAL, Short
3	1731971SM	1	SEAL, Long (B&S Single)
4	1728058ASM	1	SHIELD, Heat
5	1930601SM	4	CAPSCREW, Hex Washer Head Taptite 5/16-18 x 5/8
6	1727997ASM	1	SHIELD, Heat (B&S Twin)
7	1727994SM	1	MUFFLER (B&S Twin)
8	1727976ASM	1	BRACKET, Muffler Mount
9	1727979SM	1	PIPE, Exhaust R.H. (B&S Twin)
10	1727980SM	1	PIPE, Exhaust L.H. (B&S Twin)
11	1727996ASM	1	SHIELD, Heat (B&S & Kohler Single)
12	1727993SM	1	MUFFLER (B&S & Kohler Single)
13	1727978SM	1	PIPE, Exhaust (Kohler Single)
13	1728959SM	1	PIPE, Exhaust (B&S Single)
14	1925003SM	4	CAPSCREW, Hex Washer Head Taptite 1/4-20 x 1/2
15	2834683SM	1	CLIP, Speed Wire
16	1731409SM	1	CONTROL, Throttle Double (Kohler Single)
16	1731410SM	1	CONTROL, Throttle Double (B&S Single)
16	1731411SM	1	CONTROL, Throttle Double (B&S Twin)
16	1736868YP	1	CONTROL, Throttle, Choke-A-Matic (ELD & ELS Twin)
17	2860112SM	2	CLAMP, Hose
18	1732001SM	1	HOSE, Fuel
19	1730268SM	2	CLIP, Hose
20	2827187SM	3	CAPSCREW, Hex Washer Head Taptite 3/8-16 x 1 (B&S Single)
21	2820427SM	1	LOCKWASHER, External Tooth 3/8
22	1924940SM	1	WASHER, 3/8
24	1732576SM	1	PULLEY & HUB ASSEMBLY, Engine
25	1701011SM	1	TIE, Self Locking
26	1732875SM	1	RETAINER, Clutch

### Footnotes

NOTE\* See your local Kohler distributor for parts and service.

NOTE\* See your local Kohler distributor for parts and service.

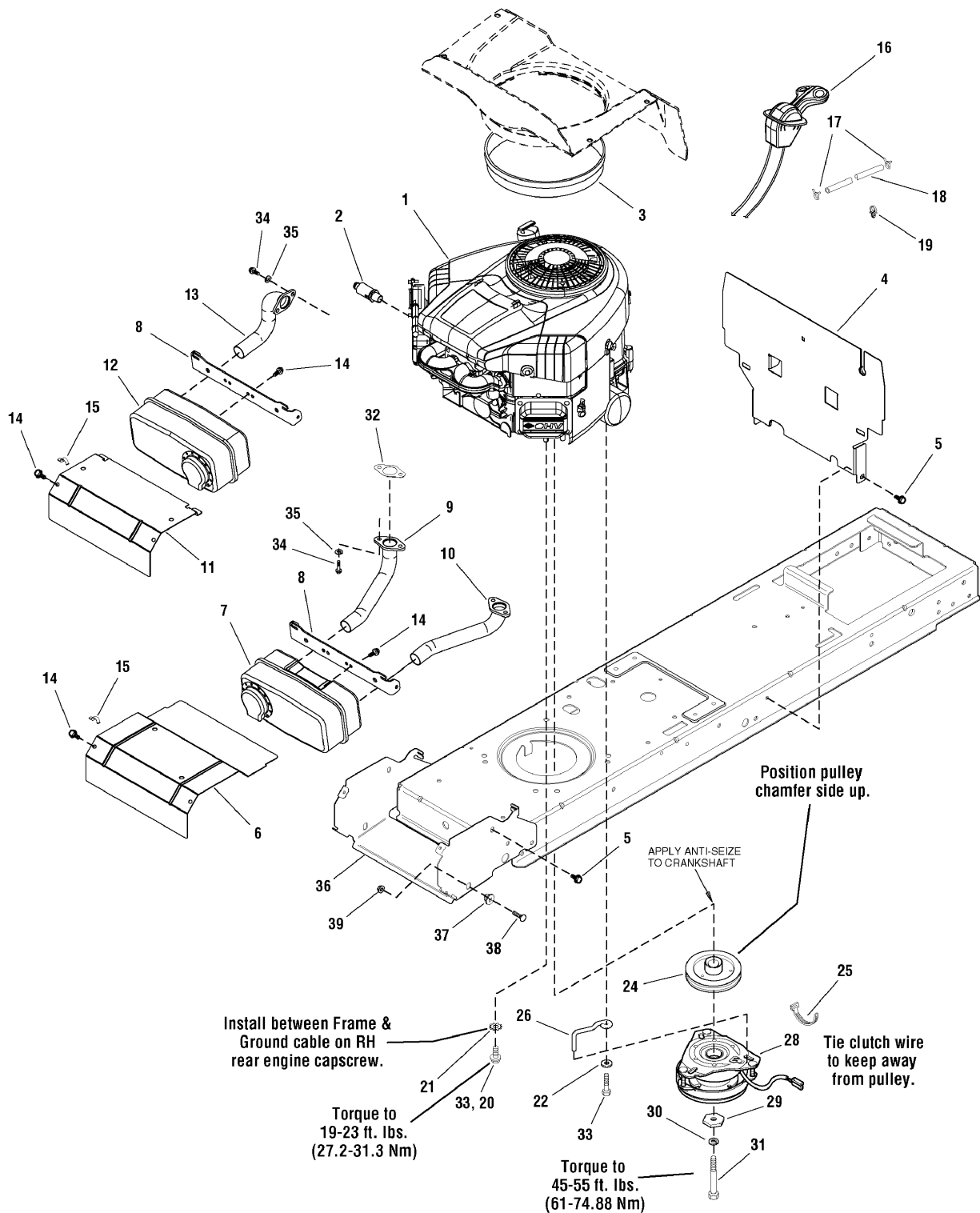
### The above parts group applies to the following Mfg. Nos.:

2690572 - Regent	2690582 - 2520H	2690588 - 524H	2690614 - Regent
2690573 - Regent	2690583 - 2522H	2690589 - Regent	2690684 - 2518H
2690574 - Regent	2690584 - 2524H	2690590 - Regent	2690686 - Regent
2690575 - Regent	2690585 - Regent	2690591 - Regent	2690688 - Regent
2690576 - Regent	2690586 - 520H	2690592 - Regent	2690810 - Regent
2690581 - 2518H	2690587 - 522H	2690595 - 2518H	

# Engine Group

987440

**NOTE:** Unless noted otherwise, use the standard hardware torque specification chart.



**The above parts group applies to the following Mfg. Nos.:**

2690572 - Regent	2690582 - 2520H	2690588 - 524H	2690614 - Regent
2690573 - Regent	2690583 - 2522H	2690589 - Regent	2690684 - 2518H
2690574 - Regent	2690584 - 2524H	2690590 - Regent	2690686 - Regent
2690575 - Regent	2690585 - Regent	2690591 - Regent	2690688 - Regent
2690576 - Regent	2690586 - 520H	2690592 - Regent	2690810 - Regent
2690581 - 2518H	2690587 - 522H	2690595 - 2518H	

## Engine Group

REF NO	PART NO.	QTY.	DESCRIPTION
28	1731275SM	1	CLUTCH, Electric OGURA (Used on Model Year 2008 and Prior)
28	1736105SM	1	CLUTCH, Electric OGURA (Used on Model Year 2009 and Later)
29	1708264SM	1	WASHER, Hex
30	1918199SM	1	LOCKWASHER, Spring
31	1960649SM	1	CAPSCREW, Hex Head 7/16-20 x 3-1/2 G5
32	1731214SM	1	GASKET, Exhaust (B&S Only)
33	2828635SM	4/1	CAPSCREW, Hex Washer Head Taptite 3/8-16 x 1-1/4
34	1936228SM	2	CAPSCREW, Hex Socket Head 5/16-18 x 3/4 G8 (B&S Only)
35	1917356SM	2	LOCKWASHER, Spring 5/16 (B&S Only)
36	1727982ASM	1	SUPPORT, Muffler Hood
37	1728086SM	2	PIVOT, Hood
38	1931355SM	2	BOLT, Carriage, 5/16-18 x 1
39	1931277SM	2	NUT, Hex Flange, 5/16-18
--	1687296SM	1	SERVICE KIT, Electric Clutch (Includes Ref. Nos. 22, 24, 25, 26, 28, 29, 30, 31 & 33)

Not for  
Reproduction

### Footnotes

NOTE\* See your local Kohler distributor for parts and service.

NOTE\* See your local Kohler distributor for parts and service.

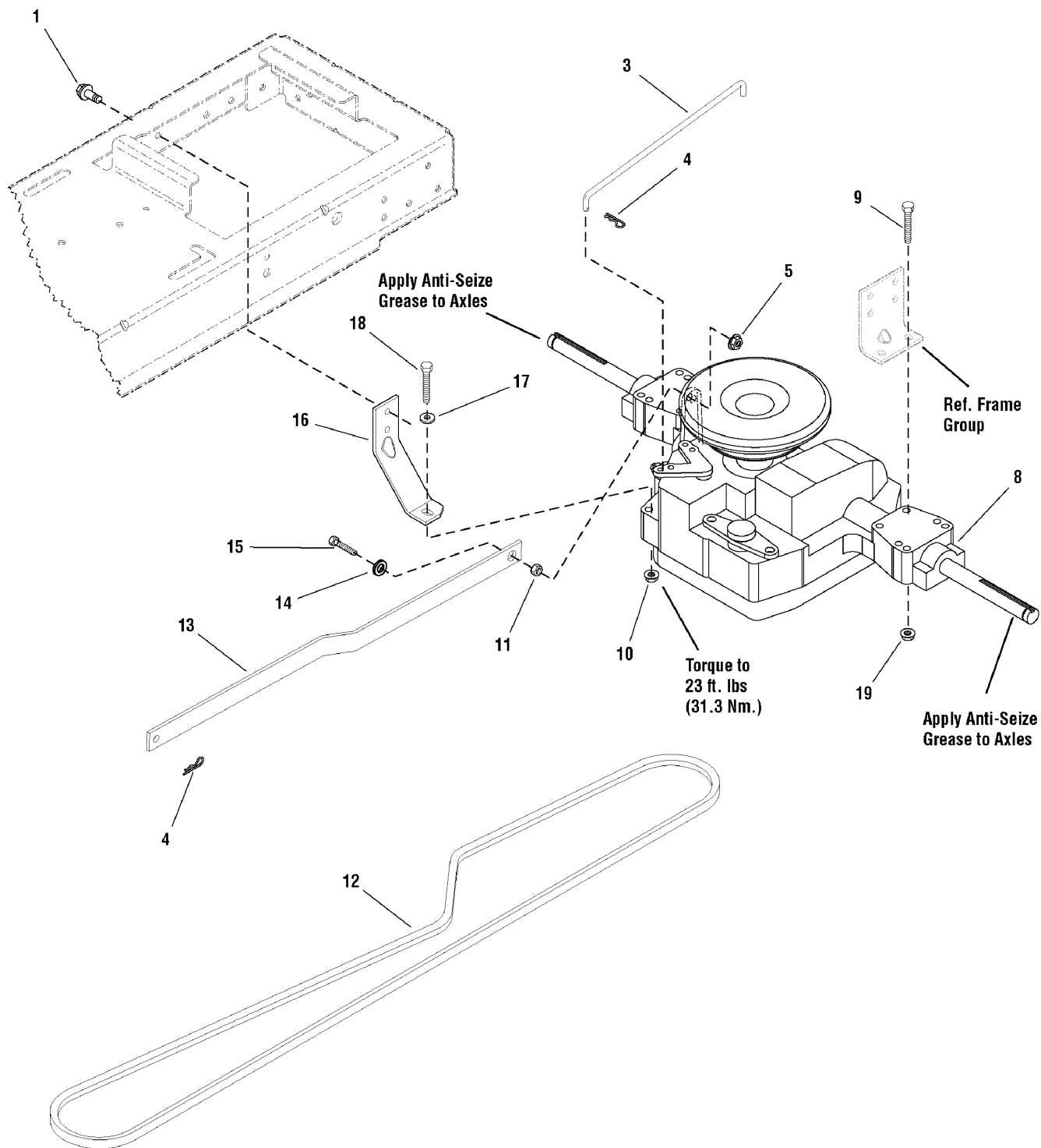
### The above parts group applies to the following Mfg. Nos.:

2690572 - Regent	2690582 - 2520H	2690588 - 524H	2690614 - Regent
2690573 - Regent	2690583 - 2522H	2690589 - Regent	2690684 - 2518H
2690574 - Regent	2690584 - 2524H	2690590 - Regent	2690686 - Regent
2690575 - Regent	2690585 - Regent	2690591 - Regent	2690688 - Regent
2690576 - Regent	2690586 - 520H	2690592 - Regent	2690810 - Regent
2690581 - 2518H	2690587 - 522H	2690595 - 2518H	

# Transmission Group

987060

**NOTE:** Unless noted otherwise, use the standard hardware torque specification chart.



**The above parts group applies to the following Mfg. Nos.:**

2690572 - Regent	2690582 - 2520H	2690588 - 524H	2690614 - Regent
2690573 - Regent	2690583 - 2522H	2690589 - Regent	2690684 - 2518H
2690574 - Regent	2690584 - 2524H	2690590 - Regent	2690686 - Regent
2690575 - Regent	2690585 - Regent	2690591 - Regent	2690688 - Regent
2690576 - Regent	2690586 - 520H	2690592 - Regent	2690810 - Regent
2690581 - 2518H	2690587 - 522H	2690595 - 2518H	

## Transmission Group

REF NO	PART NO.	QTY.	DESCRIPTION
1	1664847SM	1	CAPSCREW, Hex Head, Taptite, 5/16-18 x 3/4
3	1728120SM	1	ROD, Bypass, 11.44 LG Yellow
4	1722460SM	2	PIN, Quick
5	1960686SM	1	NUT, Hex Flange, 5/16-18 ESNA
8	1729588SM	1	TRANSMISSION ASSEMBLY, K46BP
8	1729589SM	1	* TRANSMISSION, Tuff Torq K46BL (Used with 22" Tire Models)
9	1960586SM	4	SCREW, Hex Head Flange Lock, 5/16-18 x 2-1/2
10	1960686SM	1	NUT, Hex Flange, 5/16-18 ESNA
11	1666697SM	1	SPACER
12	1728008SM	1	V-BELT, Drive Belt, Aramid/Kevlar
13	1727258SM	1	ARM, Control
14	1919326SM	1	WASHER, Flat, 5/16
15	1921333SM	1	CAPSCREW, Hex Head, 5/16-18 x 1
16	1728043SM	1	STRAP, Torque 7 GA
17	1919381SM	1	WASHER, Plain, 5/16
18	1922127SM	1	CAPSCREW, Hex Head, 5/16-18 x 1-3/4
19	1931277SM	4	NUT, Hex Flange, Whiz Lock, 5/16-18

Not for  
Reproduction

### Footnotes

\*Note: See your local authorized dealership for parts and warranty or contact Tuff Torq at [www.tufftorqservices.com](http://www.tufftorqservices.com) (U.S. 1-866-572-3441 Int'l 01-423-585-1977)

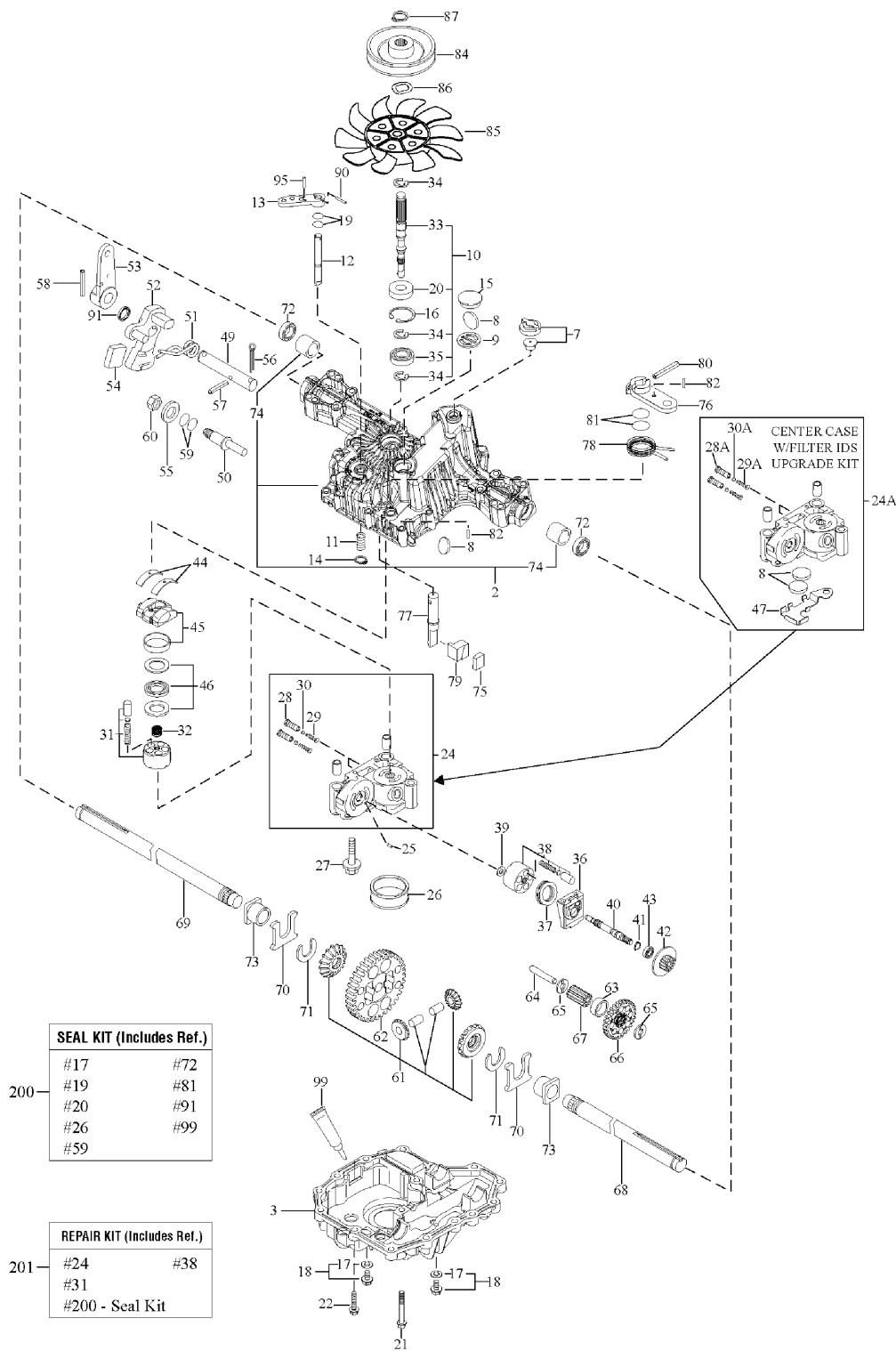
### The above parts group applies to the following Mfg. Nos.:

2690572 - Regent	2690582 - 2520H	2690588 - 524H	2690614 - Regent
2690573 - Regent	2690583 - 2522H	2690589 - Regent	2690684 - 2518H
2690574 - Regent	2690584 - 2524H	2690590 - Regent	2690686 - Regent
2690575 - Regent	2690585 - Regent	2690591 - Regent	2690688 - Regent
2690576 - Regent	2690586 - 520H	2690592 - Regent	2690810 - Regent
2690581 - 2518H	2690587 - 522H	2690595 - 2518H	

# Transmission SERVICE PARTS - Tuff Torq K46BL

NOTE: Unless noted otherwise,  
use the standard hardware torque  
specification chart.

1729589



SEAL KIT (Includes Ref.)	
#17	#72
#19	#81
#20	#91
#26	#99
#59	

200

REPAIR KIT (Includes Ref.)	
#24	#38
#31	
#200 - Seal Kit	

201

## The above parts group applies to the following Mfg. Nos.:

- |                  |                  |                  |
|------------------|------------------|------------------|
| 2690575 - Regent | 2690590 - Regent | 2690686 - Regent |
| 2690576 - Regent | 2690591 - Regent | 2690688 - Regent |
| 2690583 - 2522H  | 2690592 - Regent |                  |
| 2690584 - 2524H  | 2690595 - 2518H  |                  |
| 2690587 - 522H   | 2690614 - Regent |                  |
| 2690588 - 524H   | 2690684 - 2518H  |                  |



## Transmission SERVICE PARTS - Tuff Torq K46BL

REF NO	PART NO.	QTY.	DESCRIPTION
1	1729589SM	1	* TRANSMISSION, Tuff Torq K46BL
2	-----		KIT, Upper Case
3	-----		LOWER CASE
7	1718052SM		VENT VALVE 15
8	1724279SM		MAGNET
9	-----		*MAGNET HOLDER
10	-----		*KIT, Pump Shaft/Bearing
11	-----		*SPRING 25
12	1724281SM		BYPASS SHAFT A
13	1720418SM		LEVER, Bypass
14	1718061SM		RING, Snap, 10
15	1724282SM		SEALING CAP 30
16	1708650SM		RING, Snap, C 35
17	1724323YP		SEAL WASHER 8
18	-----		KIT, Drain Bolt
19	1708691SM		O-RING, 1A P10A
20	1708651SM		SEAL TC 153507
21	-----		*SCREW, Tapping, 8 * 55
22	1707789SM		SCREW, Tapping, 8 * 30
24	-----		*CENTER CASE K W/ 1.2 FILTER IDS KIT
25	1718070SM		PIN 3 * 9.8
26	-----		FILTER 105
27	1720805SM		BOLT, 10 * 75
28	-----		*IDS VALVE 1.2
29	-----		*IDS SPRING
30	-----		*IDS FILTER 300
31	-----		*KIT, Cylinder Block (Pump)
32	-----		*SPRING
33	1732910YP		PUMP SHAFT
34	1718076SM		E-RING 15
35	1708673SM		BEARING, 6202C3
36	1718077SM		MOTOR HOUSING
37	-----		*THRUST BEARING 51106
38	1718079SM		KIT, Cylinder Block
39	1718084SM		WASHER, 12 * 24 * 1
40	1724943SM		MOTOR SHAFT
41	1708672SM		RING, Snap, S15
42	1724944SM		BRAKE DISC/MOTOR GEAR (10T)
43	-----		*BEARING, 6202 RSR C3
44	1718089SM		THRUST METAL

### Footnotes

\*Note: See your local authorized dealership for parts and warranty or contact Tuff Torq at [www.tufftorqservices.com](http://www.tufftorqservices.com) (U.S. 1-866-572-3441 Int'l 01-423-585-1977)

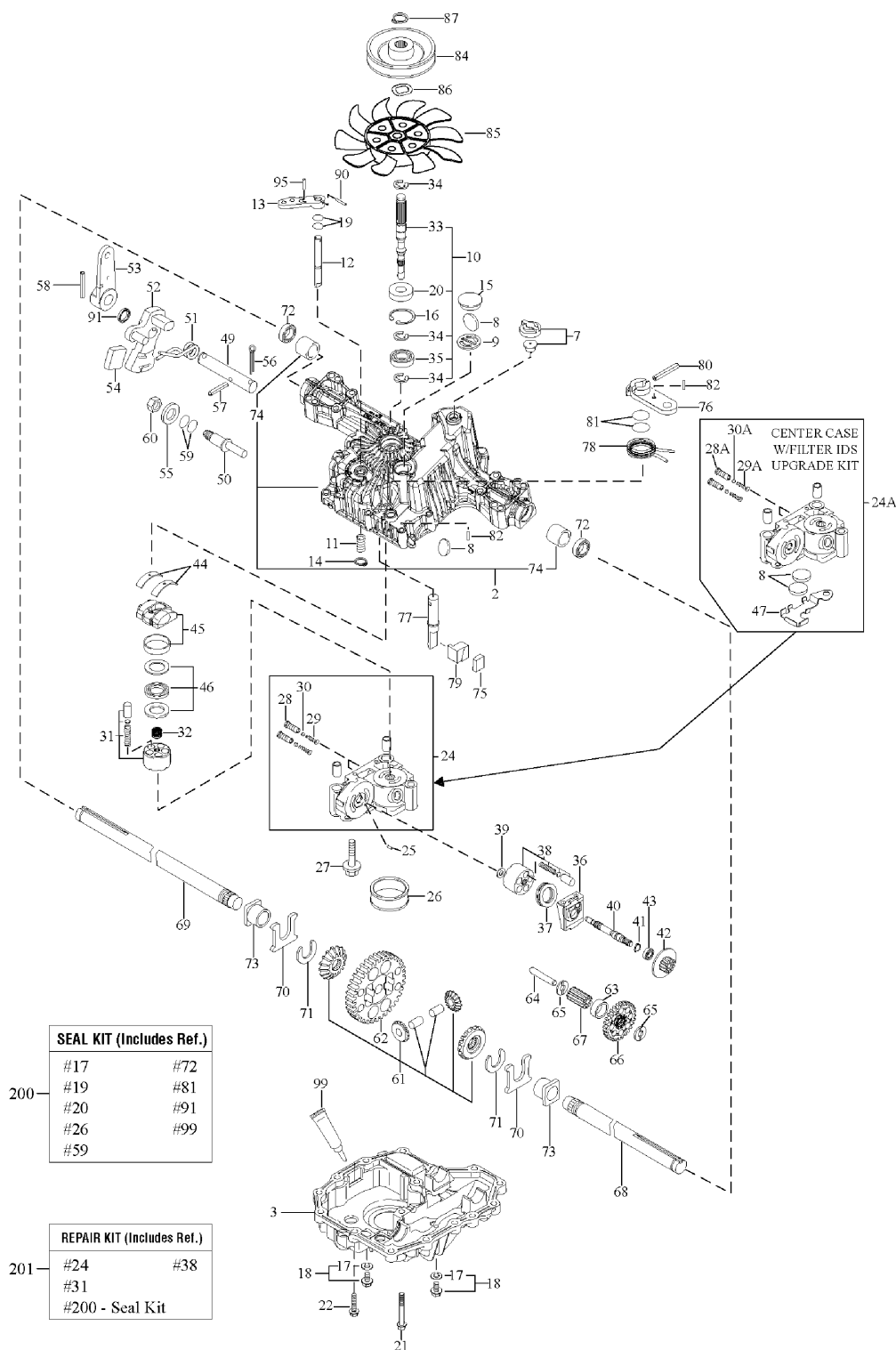
### The above parts group applies to the following Mfg. Nos.:

2690575 - Regent	2690590 - Regent	2690686 - Regent
2690576 - Regent	2690591 - Regent	2690688 - Regent
2690583 - 2522H	2690592 - Regent	
2690584 - 2524H	2690595 - 2518H	
2690587 - 522H	2690614 - Regent	
2690588 - 524H	2690684 - 2518H	

# Transmission SERVICE PARTS - Tuff Torq K46BL

1729589

**NOTE: Unless noted otherwise,  
use the standard hardware torque  
specification chart.**



**The above parts group applies to the following Mfg. Nos.:**

- |                  |                  |                  |
|------------------|------------------|------------------|
| 2690575 - Regent | 2690590 - Regent | 2690686 - Regent |
| 2690576 - Regent | 2690591 - Regent | 2690688 - Regent |
| 2690583 - 2522H  | 2690592 - Regent |                  |
| 2690584 - 2524H  | 2690595 - 2518H  |                  |
| 2690587 - 522H   | 2690614 - Regent |                  |
| 2690588 - 524H   | 2690684 - 2518H  |                  |

## Transmission SERVICE PARTS - Tuff Torq K46BL

REF NO	PART NO.	QTY.	DESCRIPTION
45	----		*SWASH PLATE CMP
46	1718086SM		THRUST BEARING K81105
49	----		*CONTROL SHAFT
50	----		*FULCRUM
51	----		*SPRING, Torsion
52	----		*CONTROL ARM A
53	1724347SM		CONTROL LEVER C
54	----		*JERKY PLATE
55	1708689SM		WASHER, 12
56	1724349SM		COTTER PIN, 1/8 * 3/4
57	1724296SM		SPRING PIN 6 * 36
58	1718100SM		ROLL PIN 6 * 40
59	1707879SM		O-RING 1A P14
60	1708692SM		NUT 12
61	----		*KIT, Diff Gear
62	----		*FINAL GEAR (54T)
63	----		*FINAL PINION COLLAR
64	----		*REDUCTION SHAFT
65	1724948SM		WASHER, 12 * 32 * 3.2
66	1724949SM		REDUCTION GEAR (38T)
67	----		*FINAL PINION GEAR (10T)
68	1724303SM		AXLE SHAFT, Left
69	1724304SM		AXLE SHAFT, Right
70	1718112SM		THRUST WASHER
71	1718113SM		RING 17
72	1718111SM		SEAL 19 * 32 * 8
73	1718110SM		BUSHING, 19 * 25
74	----		*BUSHING, 19.05
75	1724305SM		BRAKE SHOE
76	1724306SM		BRAKE LEVER
77	----		*BRAKE SHAFT
78	----		*SPRING, Brake Return
79	1724309SM		BRAKE ACTUATOR
80	1724310SM		SPRING PIN 5 * 32
81	1708690SM		O-RING 1A P12
82	1724311SM		SPRING PIN 4 * 16
84	1732918SM		PULLEY D
85	1724314SM		FAN, White
86	1724315SM		WASHER, Wave
87	1724316SM		RING, Snap
90	----		*SPRING PIN 3.0A * 20

### Footnotes

\*Note: See your local authorized dealership for parts and warranty or contact Tuff Torq at [www.tufftorqservices.com](http://www.tufftorqservices.com) (U.S. 1-866-572-3441 Int'l 01-423-585-1977)

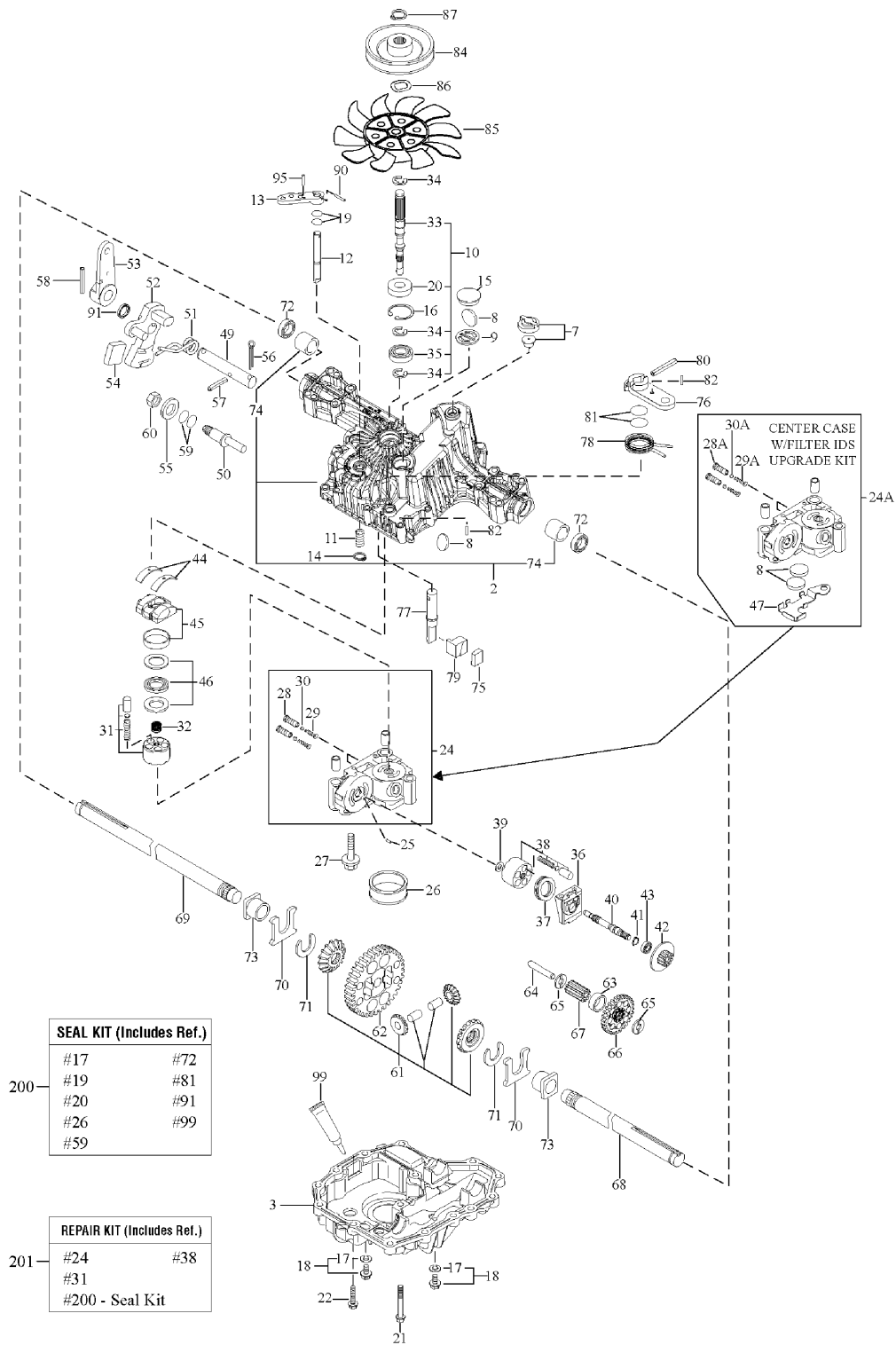
### The above parts group applies to the following Mfg. Nos.:

2690575 - Regent	2690590 - Regent	2690686 - Regent
2690576 - Regent	2690591 - Regent	2690688 - Regent
2690583 - 2522H	2690592 - Regent	
2690584 - 2524H	2690595 - 2518H	
2690587 - 522H	2690614 - Regent	
2690588 - 524H	2690684 - 2518H	

# Transmission SERVICE PARTS - Tuff Torq K46BL

1729589

**NOTE: Unless noted otherwise,  
use the standard hardware torque  
specification chart.**



SEAL KIT (Includes Ref.)	
#17	#72
#19	#81
#20	#91
#26	#99
#59	

REPAIR KIT (Includes Ref.)	
#24	#38
#31	
#200 - Seal Kit	

**The above parts group applies to the following Mfg. Nos.:**

- |                  |                  |                  |
|------------------|------------------|------------------|
| 2690575 - Regent | 2690590 - Regent | 2690686 - Regent |
| 2690576 - Regent | 2690591 - Regent | 2690688 - Regent |
| 2690583 - 2522H  | 2690592 - Regent |                  |
| 2690584 - 2524H  | 2690595 - 2518H  |                  |
| 2690587 - 522H   | 2690614 - Regent |                  |
| 2690588 - 524H   | 2690684 - 2518H  |                  |

## Transmission SERVICE PARTS - Tuff Torq K46BL

REF NO	PART NO.	QTY.	DESCRIPTION
91	1724318SM		OIL SEAL 16 * 22 * .03
95	-----		*SPRING PIN 3.0A * 16
99	-----		*SEALANT
200	1727541YP		*K46 & T40 SEAL KIT (ALL MODELS)
201	-----		*REPAIR KIT K46

Not for  
Reproduction

### Footnotes

\*Note: See your local authorized dealership for parts and warranty or contact Tuff Torq at [www.tufftorqservices.com](http://www.tufftorqservices.com) (U.S. 1-866-572-3441 Int'l 01-423-585-1977)

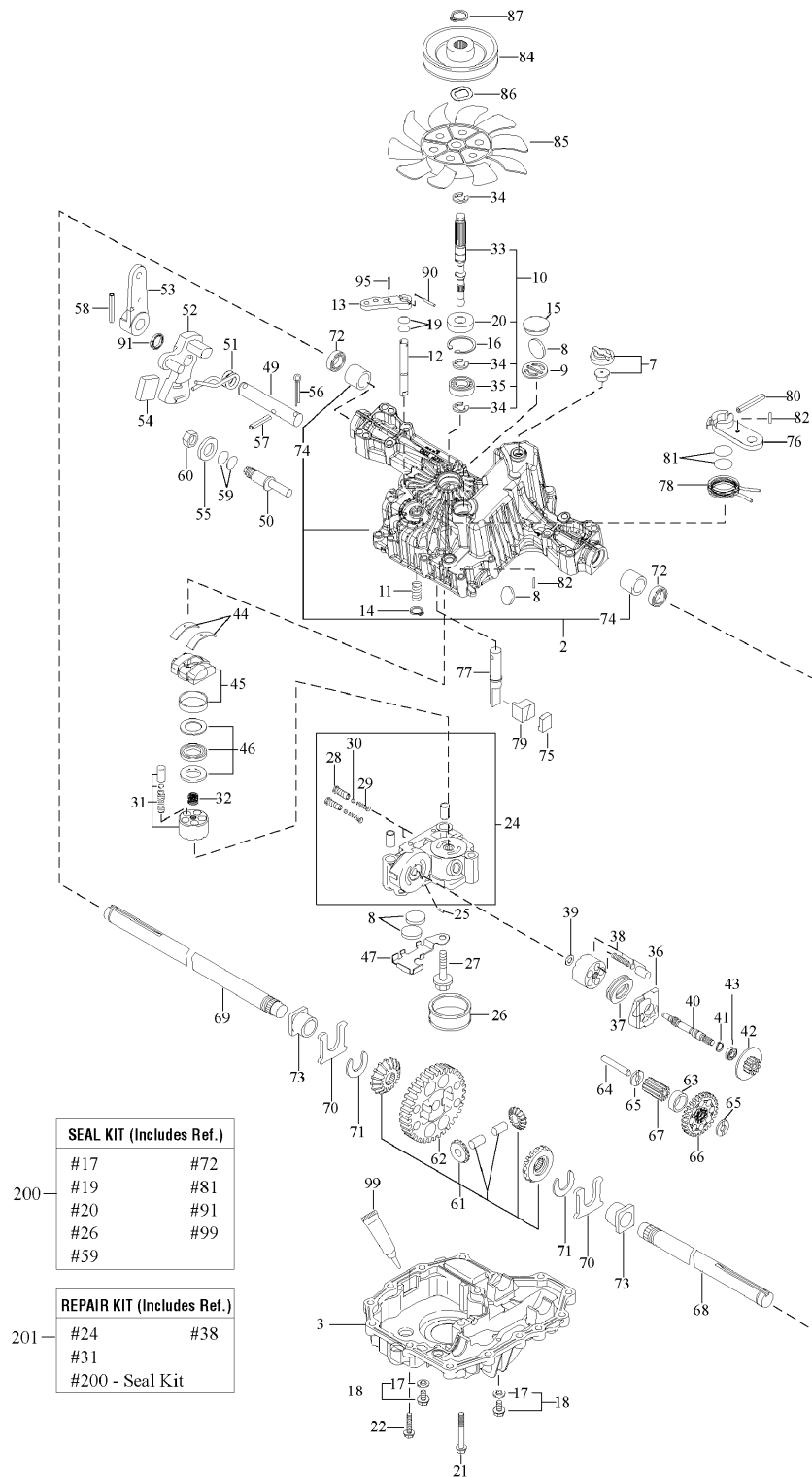
### The above parts group applies to the following Mfg. Nos.:

2690575 - Regent	2690590 - Regent	2690686 - Regent
2690576 - Regent	2690591 - Regent	2690688 - Regent
2690583 - 2522H	2690592 - Regent	
2690584 - 2524H	2690595 - 2518H	
2690587 - 522H	2690614 - Regent	
2690588 - 524H	2690684 - 2518H	

# Transmission SERVICE PARTS - Tuff Torq K46BP

NOTE: Unless noted otherwise,  
use the standard hardware torque  
specification chart.

1729588



The above parts group applies to the following Mfg. Nos.:

- 2690572 - Regent
- 2690573 - Regent
- 2690574 - Regent
- 2690581 - 2518H
- 2690582 - 2520H
- 2690585 - Regent
- 2690586 - 520H
- 2690589 - Regent

## Transmission SERVICE PARTS - Tuff Torq K46BP

REF NO	PART NO.	QTY.	DESCRIPTION
1	1729588SM		*TRANSMISSION, Tuff Torq K46BP
2	-----		*KIT, Upper Case
3	-----		*LOWER CASE
7	1718052SM		VENT VALVE 15
8	1724279SM		MAGNET
9	-----		*MAGNET HOLDER
10	-----		*PUMP SHAFT/BEARING KIT
11	-----		SPRING 25
12	1724281SM		BYPASS SHAFT A
13	1720418SM		LEVER, Bypass
14	1718061SM		RING, Snap, 10
15	1724282SM		SEALING CAP 30
16	1708650SM		RING, Snap, C 35
17	1724323YP		SEAL WASHER 8
18	-----		KIT, Drain Bolt
21	-----		SCREW, Tapping, 8 * 55
22	1707789SM		SCREW, Tapping, 8 * 30
24	-----		CENTER CASE E W/BALL IDS SERVICE KIT
25	1718070SM		PIN, 3 * 9.8
26	-----		FILTER 105
27	1720805SM		BOLT, 10 * 75
28	-----		IDS VALVE 1.0
29	1724287SM		IDS SPRING
30	-----		BALL, 3/16
31	-----		KIT, Cylinder Block (Pump)
32	1724290SM		SPRING
33	1739892YP		PUMP SHAFT
34	1718076SM		E-RING 15
35	1708673SM		BEARING, 6202C3
36	1718077SM		MOTOR HOUSING
37	-----		THRUST BEARING 51106
38	1718079SM		KIT, Cylinder Block
39	1718084SM		WASHER, 12 * 24 * 1
40	1724943SM		MOTOR SHAFT
41	1708672SM		RING, Snap, S15
42	1724294SM		BRAKE DISC/MOTOR GEAR (11T)
43	-----		BEARING, 6202 RSR C3
44	1718089SM		THRUST METAL
45	-----		SWASH PLATE CMP
46	1718086SM		THRUST BEARING K81105

### Footnotes

Note\* See your local authorized dealership for Tuff Torq parts and warranty or contact Tuff Torq at [www.tufftorqservices.com](http://www.tufftorqservices.com) (1-866-572-3441 US only / 01-423-585-1977)

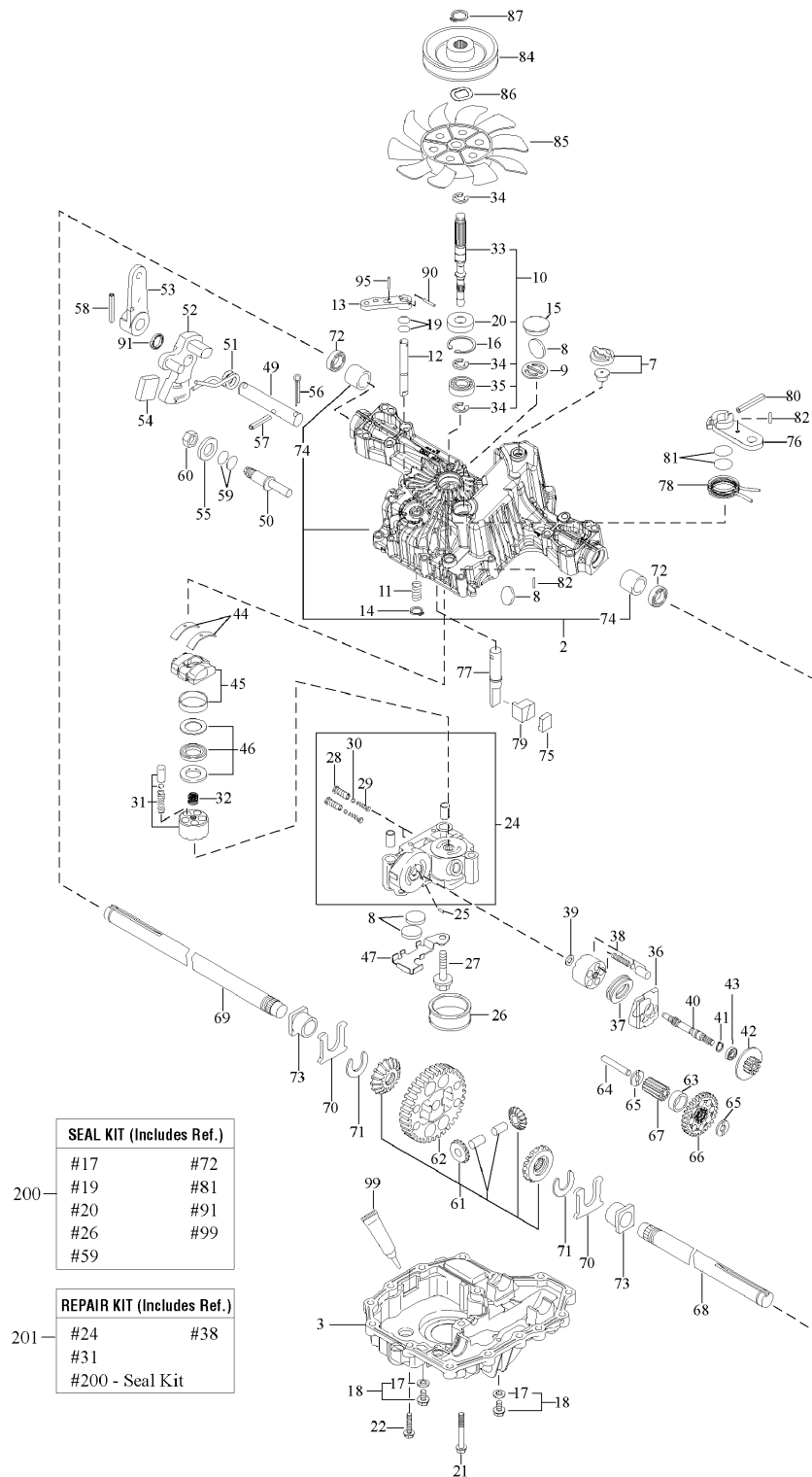
### The above parts group applies to the following Mfg. Nos.:

2690572 - Regent  
2690573 - Regent  
2690574 - Regent  
2690581 - 2518H  
2690582 - 2520H  
2690585 - Regent  
2690586 - 520H  
2690589 - Regent

# Transmission SERVICE PARTS - Tuff Torq K46BP

**NOTE: Unless noted otherwise, use the standard hardware torque specification chart.**

1729588



**The above parts group applies to the following Mfg. Nos.:**

- 2690572 - Regent
- 2690573 - Regent
- 2690574 - Regent
- 2690581 - 2518H
- 2690582 - 2520H
- 2690585 - Regent
- 2690586 - 520H
- 2690589 - Regent



## Transmission SERVICE PARTS - Tuff Torq K46BP

REF NO	PART NO.	QTY.	DESCRIPTION
49	----		CONTROL SHAFT
50	----		FULCRUM
51	----		SPRING, Torsion
52	----		CONTROL ARM A
53	1724347SM		CONTROL LEVER C
54	----		JERKY PLATE
55	1708689SM		WASHER, 12
56	1724349SM		COTTER PIN, 1/8 * 3/4
57	1724296SM		SPRING PIN 6 * 36
58	1718100SM		ROLL PIN 6 * 40
60	1708692SM		NUT 12
61	----		*KIT, Differential Gear
62	----		*FINAL GEAR (54T)
63	----		*FINAL PINION COLLAR
64	----		*REDUCTION SHAFT
65	1724948SM		WASHER, 12 * 32 * 3.2
66	----		*REDUCTION GEAR (37T)
67	----		*FINAL PINION GEAR (10T)
68	1724303SM		AXLE SHAFT, Left
69	1724304SM		AXLE SHAFT, Right
70	----		*THRUST WASHER
71	1718113SM		RING 17
72	1718111SM		SEAL 19 * 32 * 8
73	1718110SM		BUSHING, 19 * 25
74	----		*BUSHING, 19.05
75	1724305SM		BRAKE SHOE
76	1724306SM		BRAKE LEVER
77	----		*BRAKE SHAFT
78	----		*BRAKE RETURN SPRING
79	1724309SM		BRAKE ACTUATOR
80	1724310SM		SPRING PIN 5 * 32
82	1724311SM		SPRING PIN 4 * 16
84	1732918SM		PULLEY D
85	1724314SM		FAN, White
86	1724315SM		WASHER, Wave
87	1724316SM		SNAP RING
90	----		*SPRING PIN 3.0A * 20
95	----		*SPRING PIN 3.0A * 16
99	----		*SEALANT
200	1727541YP		*K46 & T40 SEAL KIT (ALL MODELS)
201	----		*REPAIR KIT K46

### Footnotes

Note\* See your local authorized dealership for Tuff Torq parts and warranty or contact Tuff Torq at [www.tufftorqservices.com](http://www.tufftorqservices.com) (1-866-572-3441 US only / 01-423-585-1977)

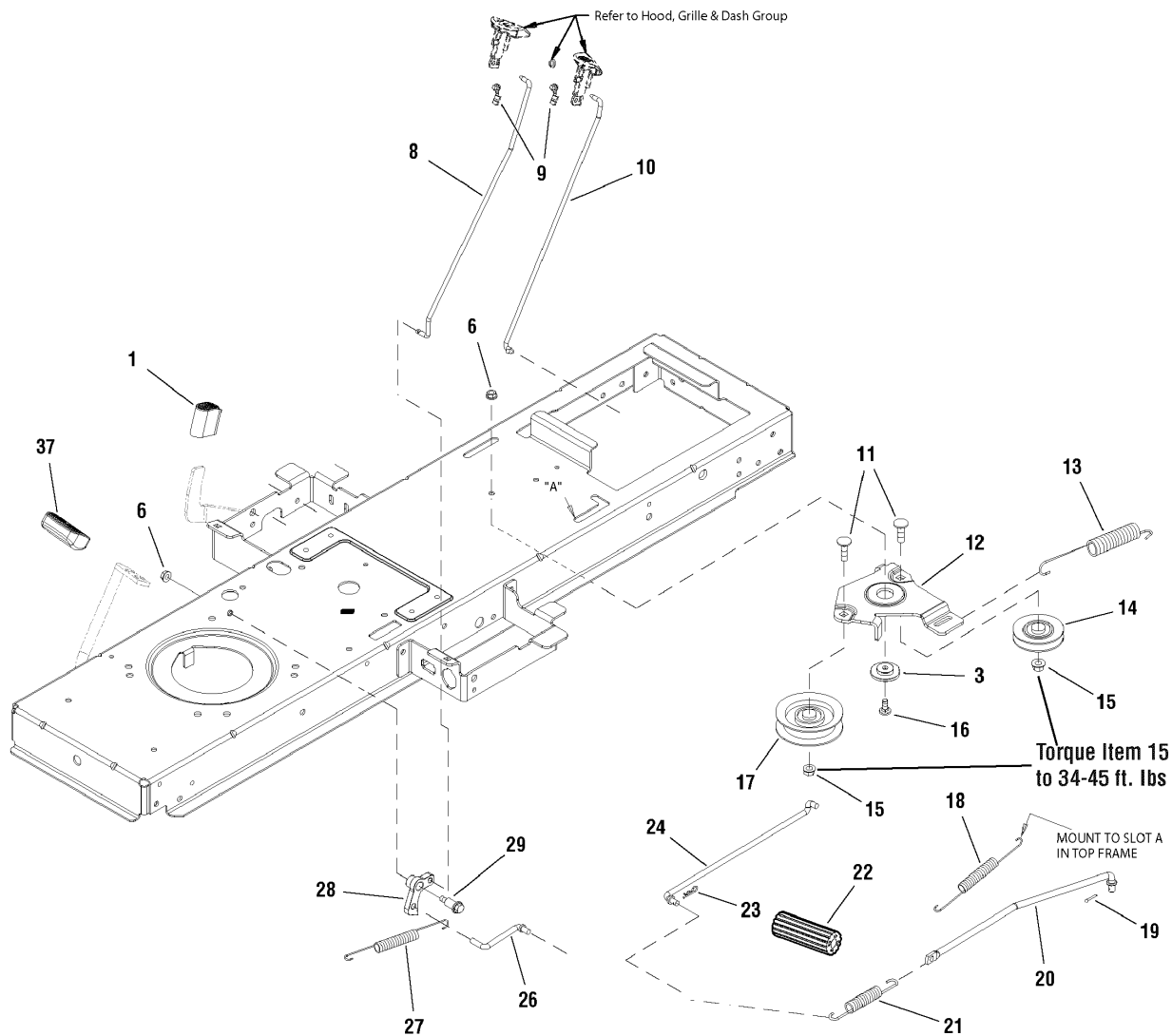
### The above parts group applies to the following Mfg. Nos.:

2690572 - Regent	2690586 - 520H
2690573 - Regent	2690589 - Regent
2690574 - Regent	
2690581 - 2518H	
2690582 - 2520H	
2690585 - Regent	

# Controls Group

986842

**NOTE: Unless noted otherwise, use the standard hardware torque specification chart.**



**The above parts group applies to the following Mfg. Nos.:**

2690572 - Regent	2690582 - 2520H	2690588 - 524H	2690614 - Regent
2690573 - Regent	2690583 - 2522H	2690589 - Regent	2690684 - 2518H
2690574 - Regent	2690584 - 2524H	2690590 - Regent	2690686 - Regent
2690575 - Regent	2690585 - Regent	2690591 - Regent	2690688 - Regent
2690576 - Regent	2690586 - 520H	2690592 - Regent	2690810 - Regent
2690581 - 2518H	2690587 - 522H	2690595 - 2518H	

## Controls Group

REF NO	PART NO.	QTY.	DESCRIPTION
1	1727259SM	1	PAD, Foot Pedal Reverse
3	1727935SM	1	SPACER, Pivot 0.330ID 1.76OD .37TH
6	1931277SM	2	NUT, Hex, Flange Whizlock, 5/16-18
8	1727898SM	1	ROD, Cruise Latch, 16.97LG
9	1728111SM	2	CLIP, Linkage, Black
10	1727267SM	1	ROD, Parking Brake, 16.38 LG
11	1931352SM	2	BOLT, Carriage, 3/8-16 x 1-1/2
12	1727894SM	1	BRACKET, Idler
13	1729620SM	1	SPRING, Extension 07.52
14	1728001SM	1	PULLEY, 3 OD Plastic
15	1960687SM	2	NUT, Hex Flange, ESNA, 3/8-16
16	1931335SM	1	BOLT, Carriage, 5/16-18 x 1
17	1728000SM	1	PULLEY, Idler
18	1721995SM	1	SPRING, Extension
19	1918447SM	1	PIN, Cotter 3/32 x 3/4
20	1727253SM	1	ROD, Brake, 15.1"
21	1731262SM	1	SPRING, Extension 5-3/8"
22	1727261SM	1	PEDAL, Brake Rubber
23	1722460SM	1	PIN, Quick
24	1727254SM	1	ROD, Brake Return, 12.60 LG
26	1727899SM	1	ROD, Cruise Latch, 2.83 LG
27	2159181SM	1	SPRING, Tension, Clutch
28	1727897SM	1	LATCH, Cruise
29	1728976SM	1	BOLT, Shoulder, 5/16-18 G5
37	1721675SM	1	PAD, Foot Pedal Forward

Not for  
Reproduction

## Footnotes

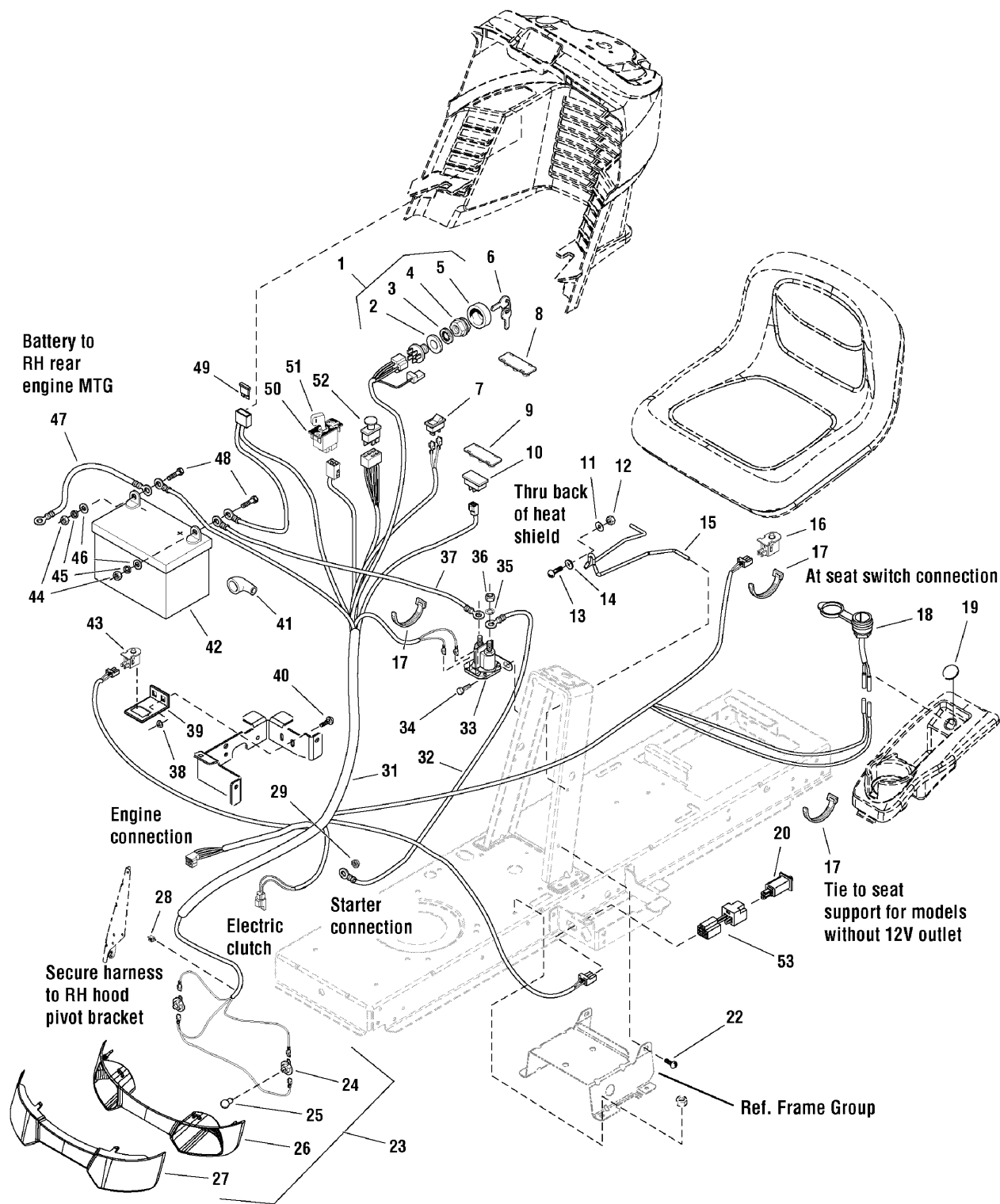
### The above parts group applies to the following Mfg. Nos.:

2690572 - Regent	2690582 - 2520H	2690588 - 524H	2690614 - Regent
2690573 - Regent	2690583 - 2522H	2690589 - Regent	2690684 - 2518H
2690574 - Regent	2690584 - 2524H	2690590 - Regent	2690686 - Regent
2690575 - Regent	2690585 - Regent	2690591 - Regent	2690688 - Regent
2690576 - Regent	2690586 - 520H	2690592 - Regent	2690810 - Regent
2690581 - 2518H	2690587 - 522H	2690595 - 2518H	

# Electrical Group

986851

**NOTE:** Unless noted otherwise, use the standard hardware torque specification chart.



**The above parts group applies to the following Mfg. Nos.:**

2690572 - Regent	2690582 - 2520H	2690588 - 524H	2690614 - Regent
2690573 - Regent	2690583 - 2522H	2690589 - Regent	2690684 - 2518H
2690574 - Regent	2690584 - 2524H	2690590 - Regent	2690686 - Regent
2690575 - Regent	2690585 - Regent	2690591 - Regent	2690688 - Regent
2690576 - Regent	2690586 - 520H	2690592 - Regent	2690810 - Regent
2690581 - 2518H	2690587 - 522H	2690595 - 2518H	

## Electrical Group

REF NO	PART NO.	QTY.	DESCRIPTION
1	1686734SM	1	SWITCH ASSEMBLY, Ignition, 6-Pole (Includes Ref. Nos. 2, 3, 4 & 5)
2	2101025SM	1	WASHER, 5/8
3	1960547SM	1	LOCKWASHER, Internal Tooth, 5/8
4	1717549SM	1	NUT, Hex, Flange, 5/8-32
5	1717550SM	1	COVER, Ignition
6	1717163SM	1	IGNITION KEY (Set of 2)
7	1716951SM	1	SWITCH, Headlights, 2 Terminal
8	1722611SM	1	PLUG, Hole, Square
9	1729993SM	1	PLUG, Hour Meter (Kohler and B&S Single)
10	1728068SM	1	METER, Hour, LCD (B&S V-Twin Only)
11	1960353SM	1	WASHER, Plain, 1/4 (6 Total for Export)
12	1920397SM	1	NUT, Hex, ESNA, 1/4-20
13	1931318SM	1	BOLT, Carriage, 1/4-20 x 7/8
14	1960518SM	1	NUT, Push On
15	1730007SM	1	HOLD DOWN, Battery
16	1732005SM	1	SWITCH, Push Button (NC)
17	1701011SM	3	TIE, Self Locking 7-5/16
18	7073090SM	1	OUTLET, 12 Volt DC Power
19	1732007SM	1	PLUG, Hole Models W/O 12V Adapter
20	7022886YP	1	SWITCH, Push Button (NO/NC) (18.5HP & 20HP Models)
20	1732006SM	1	SWITCH, Push Button (NO/NC) (22HP Models)
22	1930601SM	4	CAPSCREW, Hex Washer Head, Taptite, 5/16-18 x 5/8
23	1727296SM	1	HEADLIGHT ASSEMBLY (Includes Ref. Nos. 24, 25, 26 & 27)
24	1723451SM	2	SOCKET ASSEMBLY
25	1677371SM	2	BULB, 1141-12V 21CP
26	1728973SM	1	REFLECTOR, Headlight
27	1728974SM	1	LENS, Headlight
28	2834683SM	1	CLIP, Speed Wire (18.5HP & 20HP Models)
28	2172434SM	1	CLIP, Speed Wire (22HP Models)
29	1960294SM	1	NUT, Hex, Flange, 1/4-20
31	1728097SM	1	HARNESS, Wiring (Use with Clutch 1731275SM)
31	1737044YP	1	HARNESS, Wiring (Use With Clutch 1736105SM) (Used on models with 12 Volt Adapter)
31	1739597YP	1	HARNESS, Wiring (Use With Clutch 1736105SM) (Used on models without 12 Volt Adapter)
32	1721830SM	1	CABLE, Solenoid to Starter
33	1728963SM	1	SOLENOID
34	1925003SM	2	SCREW, Taptite, 1/4-20 x 1/2
35	2820426SM	2	LOCKWASHER, External Tooth, 5/16
36	2820263SM	2	NUT, Hex, 5/16-24 NF
37	1716549SM	1	CABLE, #6 x 10 Long, with 2 Ring Terminals, Battery to Solenoid
38	1931277SM	2	NUT, Hex, Flange Whizlock, 5/16-18

### Footnotes

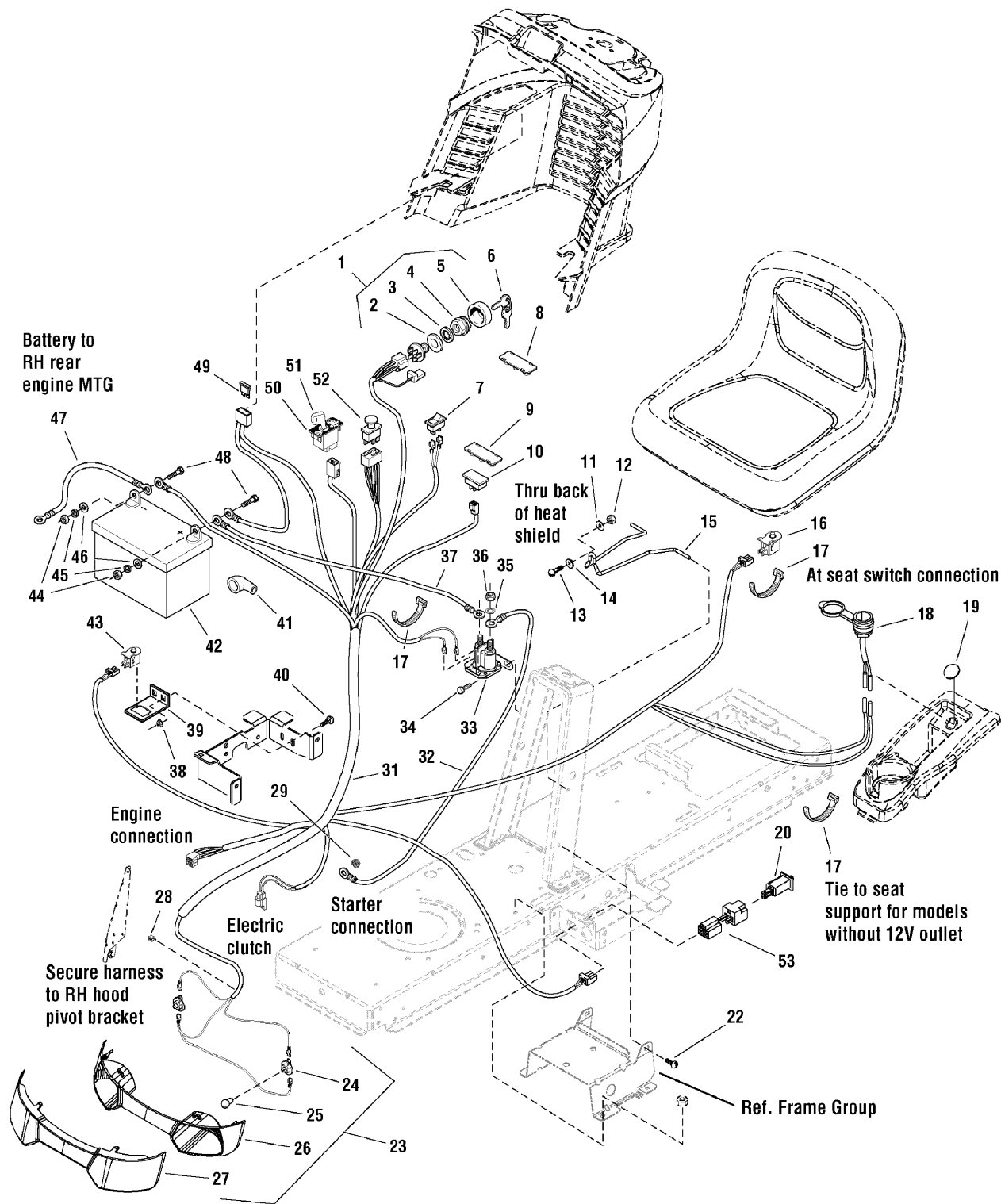
#### The above parts group applies to the following Mfg. Nos.:

2690572 - Regent	2690582 - 2520H	2690588 - 524H	2690614 - Regent
2690573 - Regent	2690583 - 2522H	2690589 - Regent	2690684 - 2518H
2690574 - Regent	2690584 - 2524H	2690590 - Regent	2690686 - Regent
2690575 - Regent	2690585 - Regent	2690591 - Regent	2690688 - Regent
2690576 - Regent	2690586 - 520H	2690592 - Regent	2690810 - Regent
2690581 - 2518H	2690587 - 522H	2690595 - 2518H	

# Electrical Group

986851

**NOTE:** Unless noted otherwise, use the standard hardware torque specification chart.



**The above parts group applies to the following Mfg. Nos.:**

2690572 - Regent	2690582 - 2520H	2690588 - 524H	2690614 - Regent
2690573 - Regent	2690583 - 2522H	2690589 - Regent	2690684 - 2518H
2690574 - Regent	2690584 - 2524H	2690590 - Regent	2690686 - Regent
2690575 - Regent	2690585 - Regent	2690591 - Regent	2690688 - Regent
2690576 - Regent	2690586 - 520H	2690592 - Regent	2690810 - Regent
2690581 - 2518H	2690587 - 522H	2690595 - 2518H	

## Electrical Group

REF NO	PART NO.	QTY.	DESCRIPTION
39	1728026SM	1	SUPPORT, RMO Switch
40	1931333SM	2	BOLT, Carriage, 5/16-18 x 3/4
41	1677296SM	1	BOOT, Insulator
42	1685215SM	1	BATTERY, 12 Volt, 230 CCA
43	1732004SM	1	SWITCH, Push Button (NO), Reverse Pedal
44	2816622SM	2	NUT, Hex, Full, 1/4-20
45	2816964SM	2	LOCKWASHER, 1/4
46	2821319SM	2	WASHER, 1/4 I.D.
47	1713163SM	1	CABLE, Battery to Ground
48	2823341SM	2	CAPSCREW, Hex Head, 1/4-20 x 3/4
49	1731957SM	1	FUSE, Wiring Harness
50	1726556SM	1	NO-MOW MODULE
51	1726557SM	2	KEY, w/Hang Tag for RMO Module
52	1722887SM	1	SWITCH, PTO, Push/Pull Symbols
53	1734025SM	1	WIRING ASSEMBLY, All Conditions Shutdown (CE/Export)

Not for  
Reproduction

### Footnotes

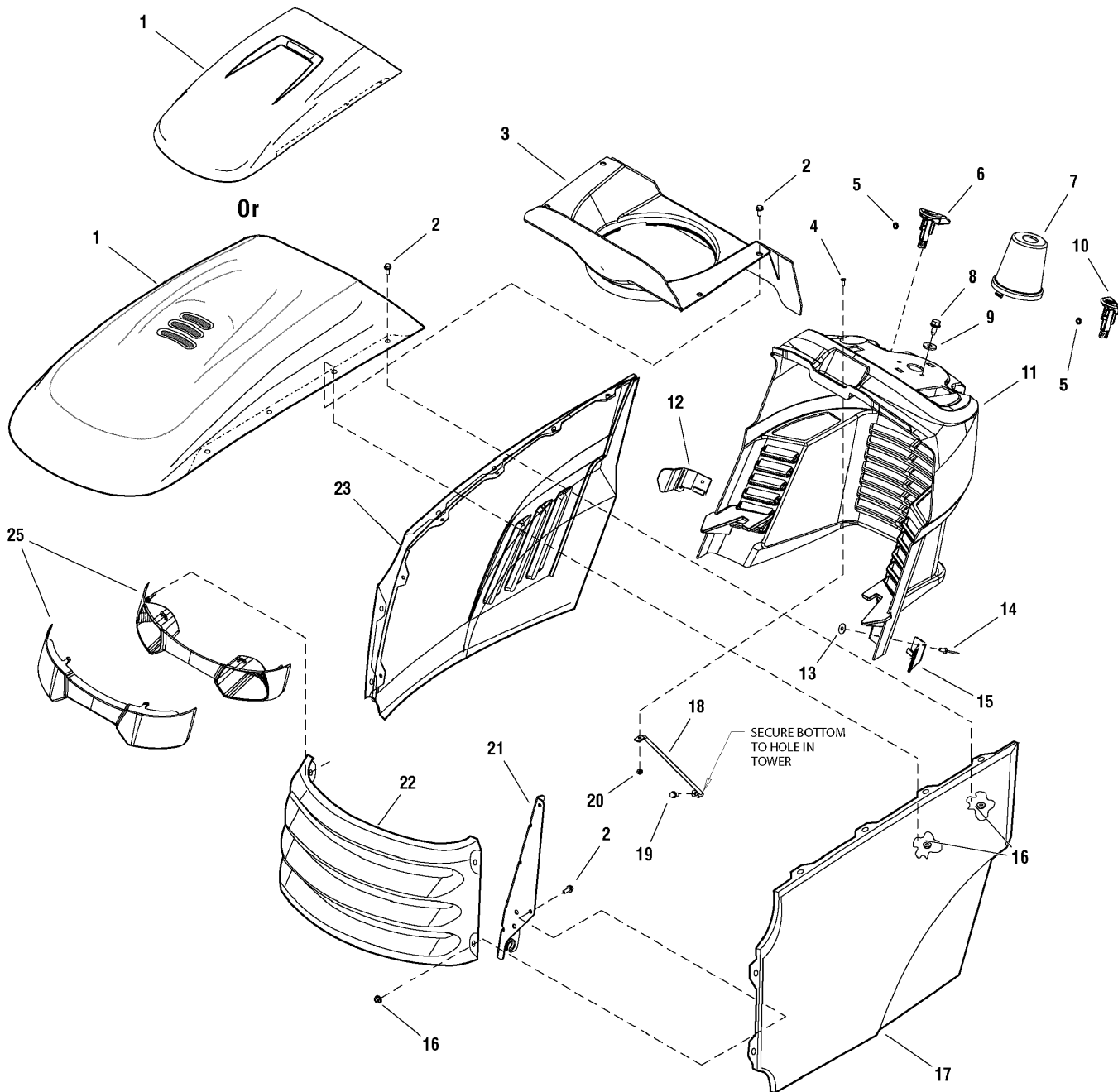
**The above parts group applies to the following Mfg. Nos.:**

2690572 - Regent	2690582 - 2520H	2690588 - 524H	2690614 - Regent
2690573 - Regent	2690583 - 2522H	2690589 - Regent	2690684 - 2518H
2690574 - Regent	2690584 - 2524H	2690590 - Regent	2690686 - Regent
2690575 - Regent	2690585 - Regent	2690591 - Regent	2690688 - Regent
2690576 - Regent	2690586 - 520H	2690592 - Regent	2690810 - Regent
2690581 - 2518H	2690587 - 522H	2690595 - 2518H	

# Hood, Grille & Dash Group

986844

NOTE: Unless noted otherwise,  
use the standard hardware torque  
specification chart.



**The above parts group applies to the following Mfg. Nos.:**

- |                  |                  |                  |                  |
|------------------|------------------|------------------|------------------|
| 2690572 - Regent | 2690582 - 2520H  | 2690588 - 524H   | 2690614 - Regent |
| 2690573 - Regent | 2690583 - 2522H  | 2690589 - Regent | 2690684 - 2518H  |
| 2690574 - Regent | 2690584 - 2524H  | 2690590 - Regent | 2690686 - Regent |
| 2690575 - Regent | 2690585 - Regent | 2690591 - Regent | 2690688 - Regent |
| 2690576 - Regent | 2690586 - 520H   | 2690592 - Regent | 2690810 - Regent |
| 2690581 - 2518H  | 2690587 - 522H   | 2690595 - 2518H  |                  |



## Hood, Grille & Dash Group

REF NO	PART NO.	QTY.	DESCRIPTION
1	1728031DSM	1	HOOD, with Scoop (Red - Use on Massy Ferguson Models)
1	1722110CSM	1	HOOD, with Louver (Orange - Use on Simplicity Models)
2	1960295SM	12	CAPSCREW, Whizlock, 1/4-20 x 5/8
3	7102326YP	1	DUCT, Air Inlet Plastic
4	1960392SM	1	SCREW, Phillips Head
5	1960518SM	2	NUT, Push Pal
6	1728090SM	1	KNOB, Cruise Lock Green Plastic
7	1727999SM	1	COVER, Steering Shaft Plastic
8	1664847SM	2	CAPSCREW, Hex Head, Taptite, 5/16-18 x 3/4
9	1919381SM	2	WASHER, Plain, 5/16
10	1728089SM	1	KNOB, Brake Lock Plastic
11	1727293SM	1	DASHBOARD
12	1732031SM	1	GUIDE, Hood R.H.
13	1960096SM	2	WASHER, 1/8 x 3/4
14	1928707SM	2	RIVET, Pop, Stem Black
15	1732030SM	1	GUIDE, Hood L.H.
16	1930641SM	12	NUT, Hex Flange Whiz, 1/4-20
17	1728030DSM	1	PANEL, Hood, L.H. (Red - Use on Massy Ferguson Models)
17	1728030CSM	1	PANEL, Hood, L.H. (Orange - Use on Simplicity Models)
18	1723123SM	1	ROD, Dash Support
19	1925003SM	1	SCREW, Self-Tap
20	1933896SM	1	NUT, Hex, Nylon, Lock, #10-24
21	1727280SM	1	HINGE, Hood R.H.
21	1727279SM	1	HINGE, Hood L.H.
22	1727297DSM	1	GRILLE (Red - Use on Massy Ferguson Models)
22	1727297CSM	1	GRILLE (Orange - Use on Simplicity Models)
23	1728029DSM	1	PANEL, Hood R.H. (Red - Use on Massy Ferguson Models)
23	1728029CSM	1	PANEL, Hood R.H. (Orange - Use on Simplicity Models)
24	1728975SM	1	INSERT, Lightbar
25	1727296SM	1	HEADLIGHT ASSEMBLY

### Footnotes

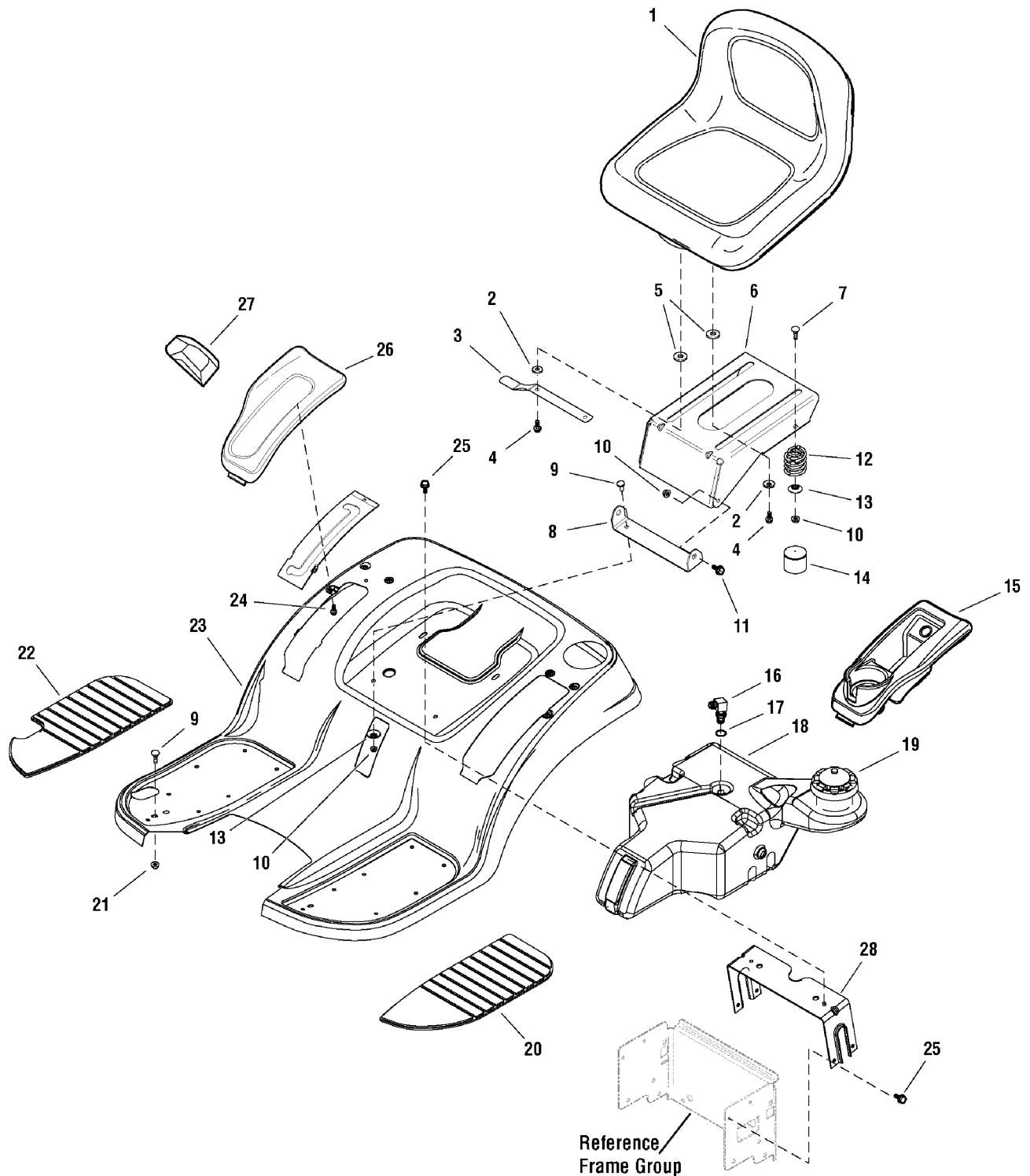
**The above parts group applies to the following Mfg. Nos.:**

2690572 - Regent	2690582 - 2520H	2690588 - 524H	2690614 - Regent
2690573 - Regent	2690583 - 2522H	2690589 - Regent	2690684 - 2518H
2690574 - Regent	2690584 - 2524H	2690590 - Regent	2690686 - Regent
2690575 - Regent	2690585 - Regent	2690591 - Regent	2690688 - Regent
2690576 - Regent	2690586 - 520H	2690592 - Regent	2690810 - Regent
2690581 - 2518H	2690587 - 522H	2690595 - 2518H	

# Seat Deck & Fuel Tank Group

987074

**NOTE:** Unless noted otherwise,  
use the standard hardware torque  
specification chart.



**The above parts group applies to the following Mfg. Nos.:**

2690572 - Regent	2690582 - 2520H	2690588 - 524H	2690614 - Regent
2690573 - Regent	2690583 - 2522H	2690589 - Regent	2690684 - 2518H
2690574 - Regent	2690584 - 2524H	2690590 - Regent	2690686 - Regent
2690575 - Regent	2690585 - Regent	2690591 - Regent	2690810 - Regent
2690576 - Regent	2690586 - 520H	2690592 - Regent	
2690581 - 2518H	2690587 - 522H	2690595 - 2518H	

## Seat Deck & Fuel Tank Group

REF NO	PART NO.	QTY.	DESCRIPTION
1	1730159SM	1	SEAT, Hi Back, Steel Pan
1	1730159SM	1	SEAT, Hi Back, Steel Pan
1	1730158SM	1	SEAT, Low Back, Steel Pan
2	1919381SM	4	WASHER, Plain, 5/16
2	1919381SM	4	WASHER, Plain, 5/16
3	1727268SM	1	LATCH, Seat
3	1727268SM	1	LATCH, Seat
4	1960667SM	4	CAPSCREW, Hex Head Flange Dog Point, 5/16-18 x 1
4	1960667SM	4	CAPSCREW, Hex Head Flange Dog Point, 5/16-18 x 1
5	1731300SM	4	SPACER, 0.32 ID x 1-1/2 OD
5	1731300SM	4	SPACER, 0.32 ID x 1-1/2 OD
6	1727265SM	1	SUPPORT, Seat
6	1727265SM	1	SUPPORT, Seat
7	1960282SM	2	BOLT, Carriage, 5/16-18 x 3/4
7	1960282SM	2	BOLT, Carriage, 5/16-18 x 3/4
8	1727266SM	1	PIVOT, Seat 10GA
8	1727266SM	1	PIVOT, Seat 10GA
9	1931333SM	4	BOLT, Carriage, 5/16-18 x 3/4
9	1931333SM	4	BOLT, Carriage, 5/16-18 x 3/4
10	1960686SM	4	NUT, Hex Flange, ESNA, 5/16-18
10	1960686SM	4	NUT, Hex Flange, ESNA, 5/16-18
11	1729576SM	2	BOLT, Shoulder, 5/16-18 G5
11	1729576SM	2	BOLT, Shoulder, 5/16-18 G5
12	1704728SM	2	SPRING, Compression
12	1704728SM	2	SPRING, Compression
13	1709256SM	4	WASHER, Spring Black
13	1709256SM	4	WASHER, Spring Black
14	1704724SM	2	COVER, Spring
14	1704724SM	2	COVER, Spring
15	1729001SM	1	POD, LH Cup Holder
15	1729001SM	1	POD, LH Cup Holder
16	1674231SM	1	ELBOW FITTING
16	1674231SM	1	ELBOW FITTING
17	1654930SM	1	BUSHING
17	1654930SM	1	BUSHING
18	1727305SM	1	TANK, Fuel
18	1727305SM	1	TANK, Fuel
19	5101651SM	1	CAP, Gas
19	5101651SM	1	CAP, Gas
20	1728006SM	1	PAD, Footrest L.H.
20	1728006SM	1	PAD, Footrest L.H.
21	1931277SM	4	NUT, Hex, Flange Whizlock, 5/16-18
21	1931277SM	4	NUT, Hex, Flange Whizlock, 5/16-18
22	1728007SM	1	PAD, Footrest R.H.
22	1728007SM	1	PAD, Footrest R.H.

### Footnotes

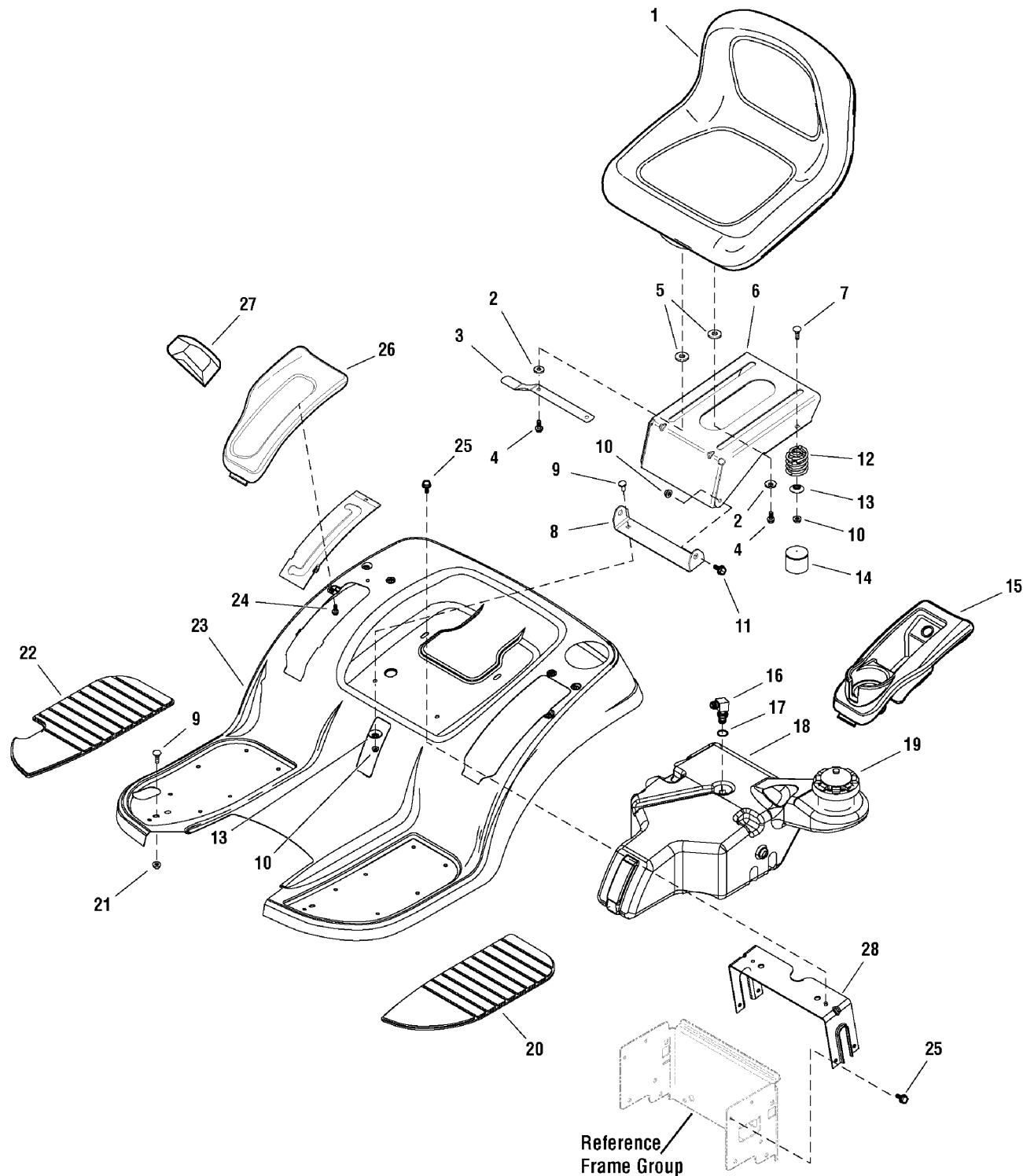
#### The above parts group applies to the following Mfg. Nos.:

2690572 - Regent	2690582 - 2520H	2690588 - 524H	2690614 - Regent
2690573 - Regent	2690583 - 2522H	2690589 - Regent	2690684 - 2518H
2690574 - Regent	2690584 - 2524H	2690590 - Regent	2690686 - Regent
2690575 - Regent	2690585 - Regent	2690591 - Regent	2690810 - Regent
2690576 - Regent	2690586 - 520H	2690592 - Regent	
2690581 - 2518H	2690587 - 522H	2690595 - 2518H	

# Seat Deck & Fuel Tank Group

987074

NOTE: Unless noted otherwise,  
use the standard hardware torque  
specification chart.



The above parts group applies to the following Mfg. Nos.:

2690684 - 2518H  
2690688 - Regent

## Seat Deck & Fuel Tank Group

REF NO	PART NO.	QTY.	DESCRIPTION
1	1730159SM	1	SEAT, Hi Back, Steel Pan
1	1730159SM	1	SEAT, Hi Back, Steel Pan
1	1730158SM	1	SEAT, Low Back, Steel Pan
2	1919381SM	4	WASHER, Plain, 5/16
2	1919381SM	4	WASHER, Plain, 5/16
3	1727268SM	1	LATCH, Seat
3	1727268SM	1	LATCH, Seat
4	1960667SM	4	CAPSCREW, Hex Head Flange Dog Point, 5/16-18 x 1
4	1960667SM	4	CAPSCREW, Hex Head Flange Dog Point, 5/16-18 x 1
5	1731300SM	4	SPACER, 0.32 ID x 1-1/2 OD
5	1731300SM	4	SPACER, 0.32 ID x 1-1/2 OD
6	1727265SM	1	SUPPORT, Seat
6	1727265SM	1	SUPPORT, Seat
7	1960282SM	2	BOLT, Carriage, 5/16-18 x 3/4
7	1960282SM	2	BOLT, Carriage, 5/16-18 x 3/4
8	1727266SM	1	PIVOT, Seat 10GA
8	1727266SM	1	PIVOT, Seat 10GA
9	1931333SM	4	BOLT, Carriage, 5/16-18 x 3/4
9	1931333SM	4	BOLT, Carriage, 5/16-18 x 3/4
10	1960686SM	4	NUT, Hex Flange, ESNA, 5/16-18
10	1960686SM	4	NUT, Hex Flange, ESNA, 5/16-18
11	1729576SM	2	BOLT, Shoulder, 5/16-18 G5
11	1729576SM	2	BOLT, Shoulder, 5/16-18 G5
12	1704728SM	2	SPRING, Compression
12	1704728SM	2	SPRING, Compression
13	1709256SM	4	WASHER, Spring Black
13	1709256SM	4	WASHER, Spring Black
14	1704724SM	2	COVER, Spring
14	1704724SM	2	COVER, Spring
15	1729001SM	1	POD, LH Cup Holder
15	1729001SM	1	POD, LH Cup Holder
16	1674231SM	1	ELBOW FITTING
16	1674231SM	1	ELBOW FITTING
17	1654930SM	1	BUSHING
17	1654930SM	1	BUSHING
18	1727305SM	1	TANK, Fuel
18	1727305SM	1	TANK, Fuel
19	5101651SM	1	CAP, Gas
19	5101651SM	1	CAP, Gas
20	1728006SM	1	PAD, Footrest L.H.
20	1728006SM	1	PAD, Footrest L.H.
21	1931277SM	4	NUT, Hex, Flange Whizlock, 5/16-18
21	1931277SM	4	NUT, Hex, Flange Whizlock, 5/16-18
22	1728007SM	1	PAD, Footrest R.H.
22	1728007SM	1	PAD, Footrest R.H.

### Footnotes

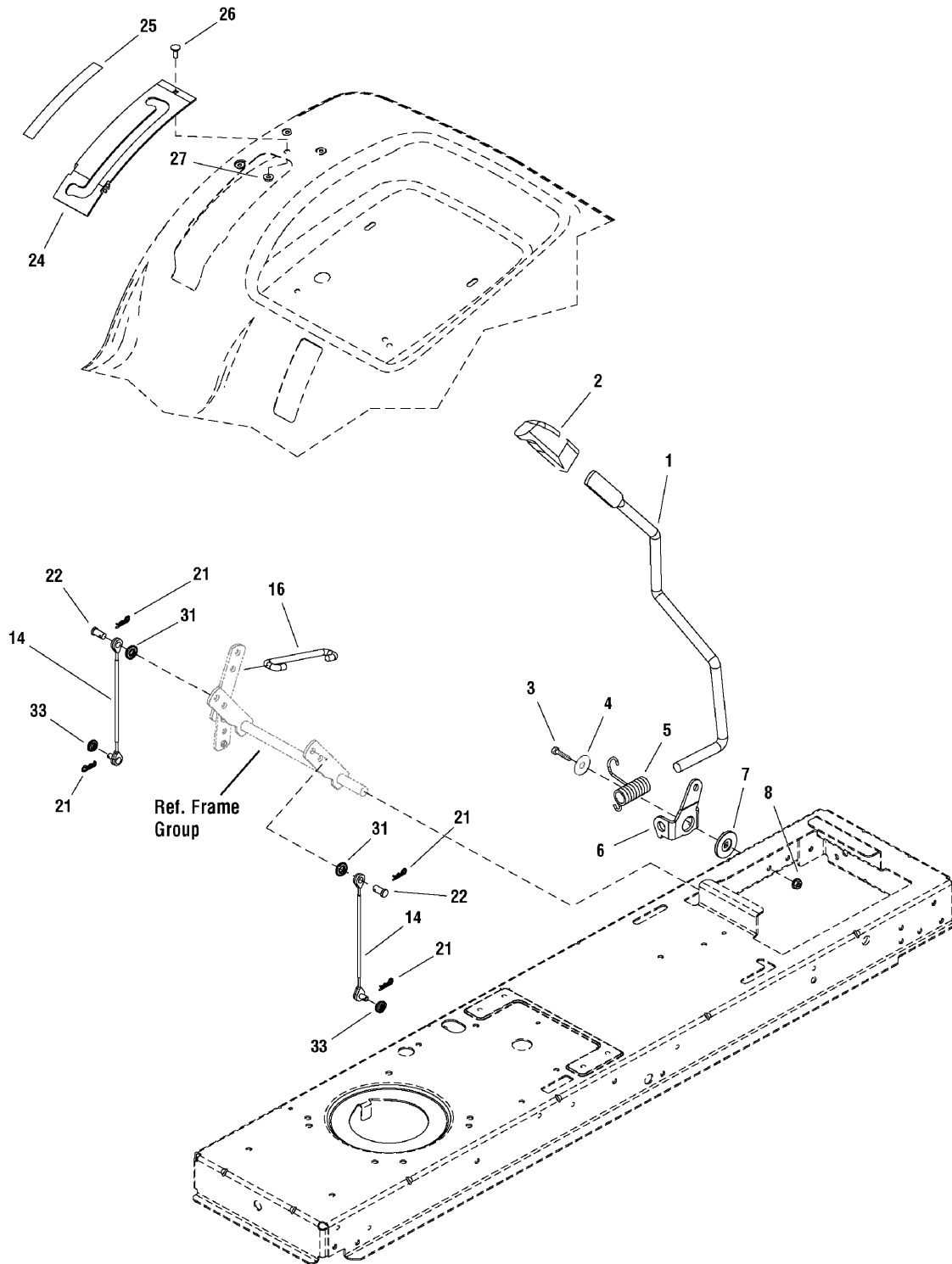
The above parts group applies to the following Mfg. Nos.:

2690684 - 2518H  
2690688 - Regent

# Lift Group - Manual

987470

**NOTE:** Unless noted otherwise, use the standard hardware torque specification chart.



**The above parts group applies to the following Mfg. Nos.:**

2690572 - Regent	2690582 - 2520H	2690588 - 524H	2690614 - Regent
2690573 - Regent	2690583 - 2522H	2690589 - Regent	2690684 - 2518H
2690574 - Regent	2690584 - 2524H	2690590 - Regent	2690686 - Regent
2690575 - Regent	2690585 - Regent	2690591 - Regent	2690688 - Regent
2690576 - Regent	2690586 - 520H	2690592 - Regent	2690810 - Regent
2690581 - 2518H	2690587 - 522H	2690595 - 2518H	

## Lift Group - Manual

REF NO	PART NO.	QTY.	DESCRIPTION
1	1728070SM	1	ROD, Lift Handle
2	1722302SM	1	GRIP
3	1921333SM	1	CAPSCREW, Hex Head, 5/16-18 x 1 G5
4	1960044SM	1	WASHER, 5/16 x 1-1/4
5	1729652SM	1	SPRING, Torsion
6	1728990ASM	1	CLEVIS, Lift
7	1727935SM	1	SPACER, Pivot
8	1931277SM	1	NUT, Hex Flange, Whiz Lock Small, 5/16-18
14	1733125SM	1/2	CABLE, Lift w/Pin (Used on 38" & 44" Deck w/20" Tires)
14	1733126SM	2	CABLE, Lift w/Pin (Used on 44" & 50" Deck)
16	1727954SM	1	ROD, Lift
21	1960074SM	2/4	CLIP, Hair Pin
27	1930641SM	1	NUT, Hex Flange, Whiz Lock Large, 1/4-20
31	1924940SM	1/2	WASHER, 3/8 x 7/8
22	1732049SM	12	PIN, Clevis
24	1729583ASM	1	QUADRANT, Lift
25	1730263SM	1	DECAL, Mower Transport Lift
26	1960252SM	1	BOLT, Carriage, 1/4-20 x 5/8 G5
33	1919326SM	1/2	WASHER, 5/16 x 3/4

Not for  
Reproduction

### Footnotes

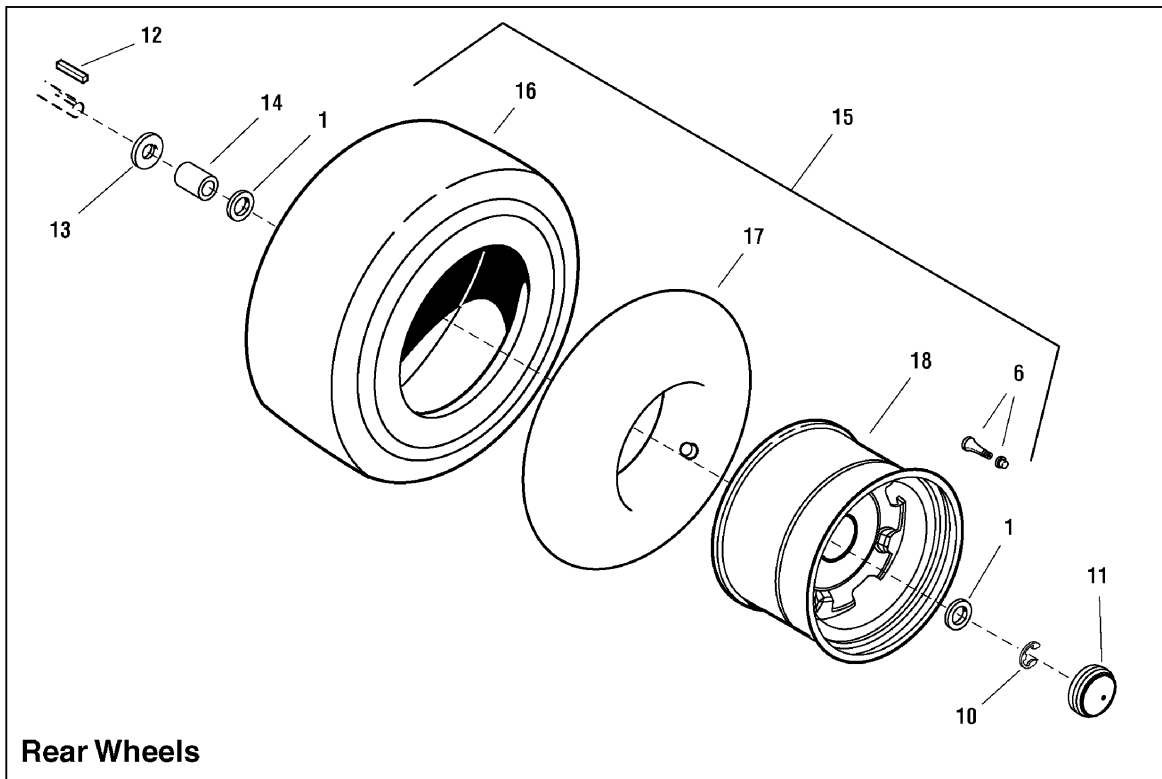
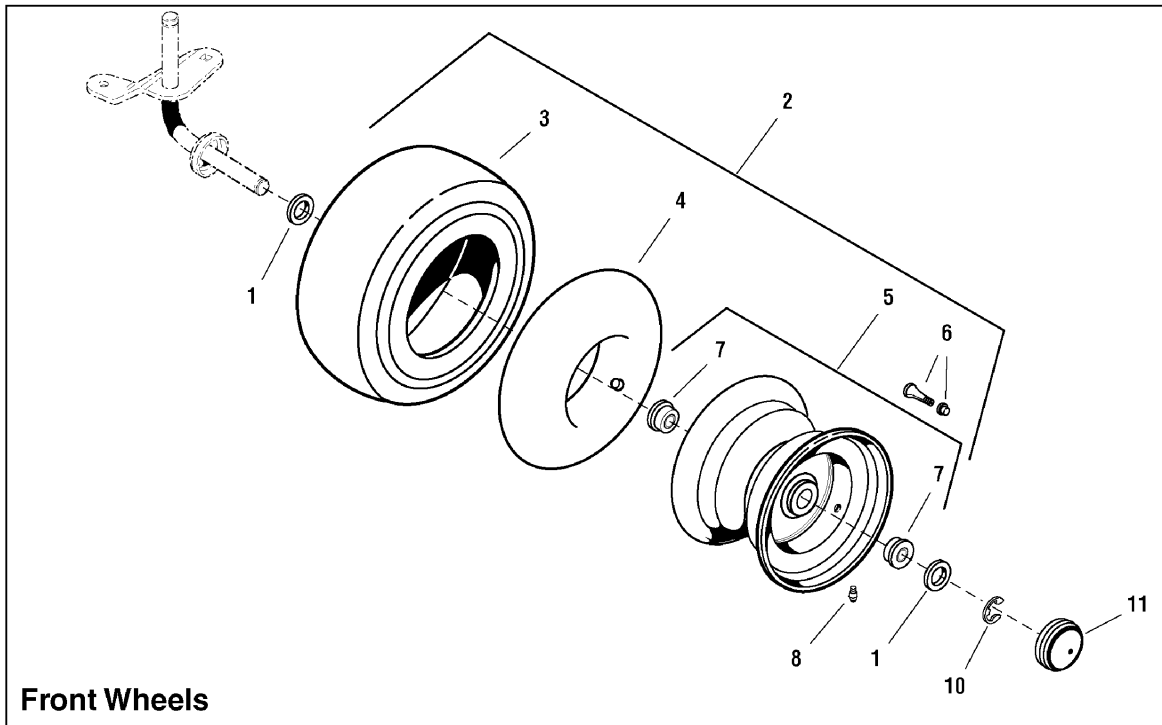
**The above parts group applies to the following Mfg. Nos.:**

2690572 - Regent	2690582 - 2520H	2690588 - 524H	2690614 - Regent
2690573 - Regent	2690583 - 2522H	2690589 - Regent	2690684 - 2518H
2690574 - Regent	2690584 - 2524H	2690590 - Regent	2690686 - Regent
2690575 - Regent	2690585 - Regent	2690591 - Regent	2690688 - Regent
2690576 - Regent	2690586 - 520H	2690592 - Regent	2690810 - Regent
2690581 - 2518H	2690587 - 522H	2690595 - 2518H	

## Wheels & Tires Group - 19.5HP

W988131

NOTE: Unless noted otherwise,  
use the standard hardware torque  
specification chart.



The above parts group applies to the following Mfg. Nos.:  
2690810 - Regent



## **Wheels & Tires Group - 19.5HP**

<b>REF NO</b>	<b>PART NO.</b>	<b>QTY.</b>	<b>DESCRIPTION</b>
1	2860183SM	8	WASHER, 3/4
2	1729708SM	2	WHEEL & TIRE ASSEMBLY, Front
3	1731951SM	1	TIRE, Turf 15 X 6.00 - 6 Saver TL
4	1664090SM	1	TUBE, Tire, Front
5	1726301SM	1	WHEEL & BUSHINGS ASSEMBLY, Front
6	2172353SM	2	VALVE STEM & CAP
7	173167SM	4	BEARING
8	2812808SM	1	FITTING, Grease, 1/4-28 Thread
10	0011X3MA	4	RING, Retaining
11	094618MA	4	CAP, Hub
12	1713409SM	2	KEY, 3/16 x 3/16 x 3
13	2860202SM	2	WASHER
14	1730181SM	2	SPACER, 0.77 ID x 1-1/4 OD x 1-5/8
15	7101560YP	2	WHEEL & TIRE ASSEMBLY, Rear 20"
16	7101559	1	TIRE, K358, 20 X 8-8
17	2164247SM	1	TUBE, Tire, Rear
18	1731954SM	1	WHEEL, Hub

Not for  
Reproduction

### **Footnotes**

---

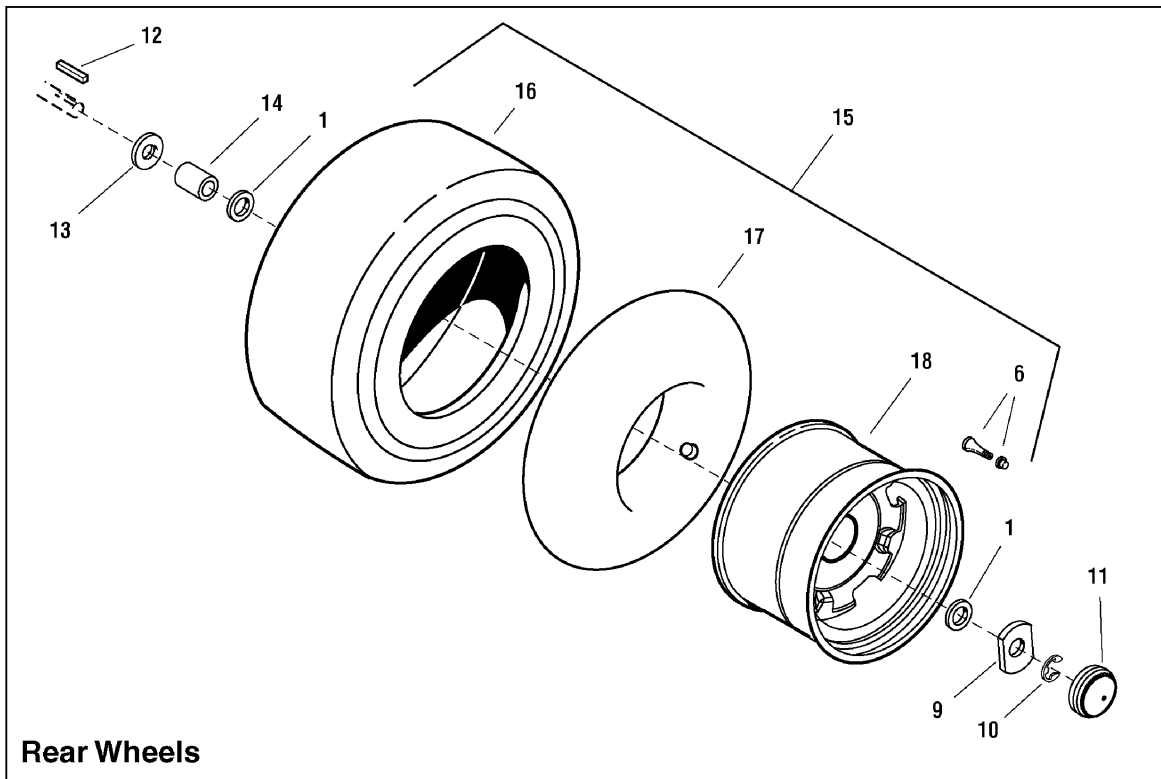
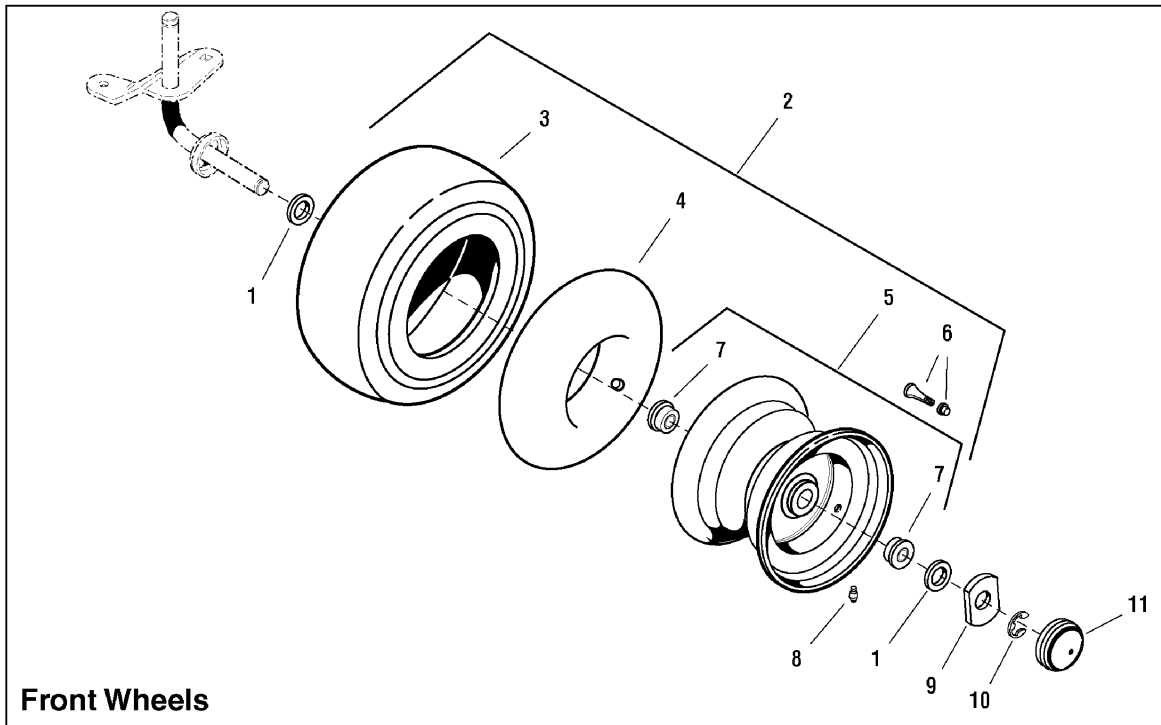
**The above parts group applies to the following Mfg. Nos.:**

2690810 - Regent

## Wheels & Tires Group

W986848

**NOTE:** Unless noted otherwise, use the standard hardware torque specification chart.



**The above parts group applies to the following Mfg. Nos.:**

2690572 - Regent	2690582 - 2520H	2690588 - 524H	2690614 - Regent
2690573 - Regent	2690583 - 2522H	2690589 - Regent	2690684 - 2518H
2690574 - Regent	2690584 - 2524H	2690590 - Regent	2690686 - Regent
2690575 - Regent	2690585 - Regent	2690591 - Regent	2690688 - Regent
2690576 - Regent	2690586 - 520H	2690592 - Regent	
2690581 - 2518H	2690587 - 522H	2690595 - 2518H	

## Wheels & Tires Group

REF NO	PART NO.	QTY.	DESCRIPTION
1	2860183SM	8	WASHER, .828 ID x 1-5/8 OD
2	1729708SM	2	WHEEL & TIRE ASSEMBLY, Front
3	1731951SM	1	TIRE, Turf 15 X 6.00 - 6 Saver TL
4	1664090SM	1	TUBE, Tire, Front
5	1726301SM	1	WHEEL & BUSHINGS ASSEMBLY, Front
6	2172353SM	2	VALVE STEM & CAP
7	1713167SM	4	BEARING
8	2812808SM	1	FITTING, Grease, 1/4-28 Thread
9	1722717SM	4	WASHER, Special Yellow
10	2827794SM	4	RING, Retaining
11	1722676SM	4	CAP, Hub
12	1713409SM	2	KEY, 3/16 x 3/16 x 3
13	2860202SM	2	WASHER
14	1730181SM	2	SPACER, 0.77 ID x 1-1/4 OD x 1.65 LG
15	1729709SM	2	WHEEL & TIRE ASSEMBLY, Rear 20"
15	1732324SM	2	WHEEL & TIRE ASSEMBLY, Rear 22"
16	1731952SM	1	TIRE, Turf 22 X 8.00 - 8 Saver TL
16	1731953SM	1	TIRE, Turf 22 X 10.00 - 8 Saver TL
17	2164247SM	1	TUBE, Tire, Rear, 22 X 8 - 8
17	2173477SM	1	TUBE, Tire, Rear, 22 X 10 - 8
18	1731954SM	1	WHEEL, Hub

Not for  
Reproduction

### Footnotes

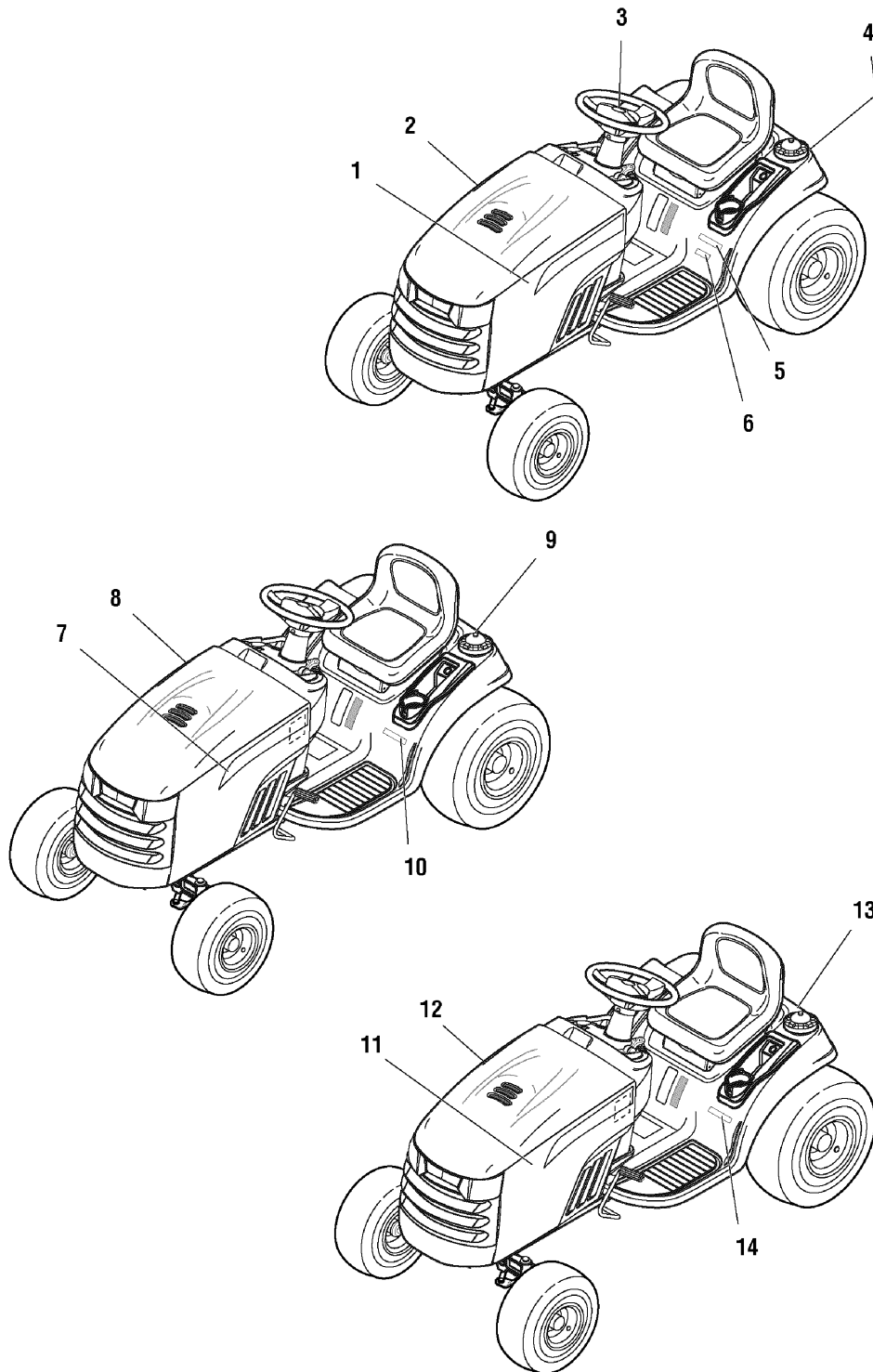
**The above parts group applies to the following Mfg. Nos.:**

2690572 - Regent	2690582 - 2520H	2690588 - 524H	2690614 - Regent
2690573 - Regent	2690583 - 2522H	2690589 - Regent	2690684 - 2518H
2690574 - Regent	2690584 - 2524H	2690590 - Regent	2690686 - Regent
2690575 - Regent	2690585 - Regent	2690591 - Regent	2690688 - Regent
2690576 - Regent	2690586 - 520H	2690592 - Regent	
2690581 - 2518H	2690587 - 522H	2690595 - 2518H	

## Decals Group - Brand & Model

NOTE: Unless noted otherwise,  
use the standard hardware torque  
specification chart.

B986848



**The above parts group applies to the following Mfg. Nos.:**

2690572 - Regent	2690582 - 2520H	2690588 - 524H	2690614 - Regent
2690573 - Regent	2690583 - 2522H	2690589 - Regent	2690684 - 2518H
2690574 - Regent	2690584 - 2524H	2690590 - Regent	2690686 - Regent
2690575 - Regent	2690585 - Regent	2690591 - Regent	2690688 - Regent
2690576 - Regent	2690586 - 520H	2690592 - Regent	2690810 - Regent
2690581 - 2518H	2690587 - 522H	2690595 - 2518H	

**Decals Group - Brand & Model**

REF NO	PART NO.	QTY.	DESCRIPTION
1	1731390SM	1	DECAL, Simplicity, LH Stripe
2	1731391SM	1	DECAL, Simplicity, RH Stripe
3	1731418SM	1	DECAL, SMI Steering Wheel Icon Orange
4	1722551SM	1	DECAL, Simplicity
5	1722772SM	1	DECAL, Regent, Silver & Blue
6	1722779SM	1	DECAL, 18HP, Silver/Clear
6	1731925SM	1	DECAL, 18.5HP, Silver/Clear
6	1735396YP	1	DECAL, 19.5HP, Silver/Clear
6	1722780SM	1	DECAL, 20HP, Silver/Clear
6	1726944SM	1	DECAL, 22HP, Silver/Clear
6	1731926SM	1	DECAL, 24HP, Silver/Clear
7	1731396SM	1	DECAL, AGCO, LH Hood Stripe
8	1731397SM	1	DECAL, AGCO, RH Hood Stripe
9	1708926SM	1	DECAL, AGCO Logo
10	1731961SM	1	DECAL, 518 White/Clear
10	1731962SM	1	DECAL, 520 White/Clear
10	1731963SM	1	DECAL, 522 White/Clear
10	1731964SM	1	DECAL, 524 White/Clear
11	1731394SM	1	DECAL, Massey, LH Hood Stripe
12	1731395SM	1	DECAL, Massey, RH Hood Stripe
13	1714363SM	1	DECAL, Massey Ferguson
14	1728053SM	1	DECAL, 2518, Gray/Clear
14	1731958SM	1	DECAL, 2520, Gray/Clear
14	1731959SM	1	DECAL, 2522, Gray/Clear
14	1731960SM	1	DECAL, 2524, Gray/Clear

Not for  
Reproduction

**Footnotes**

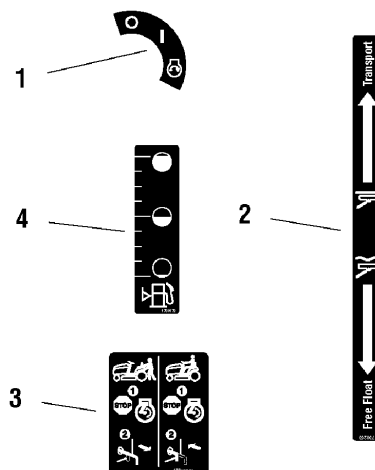
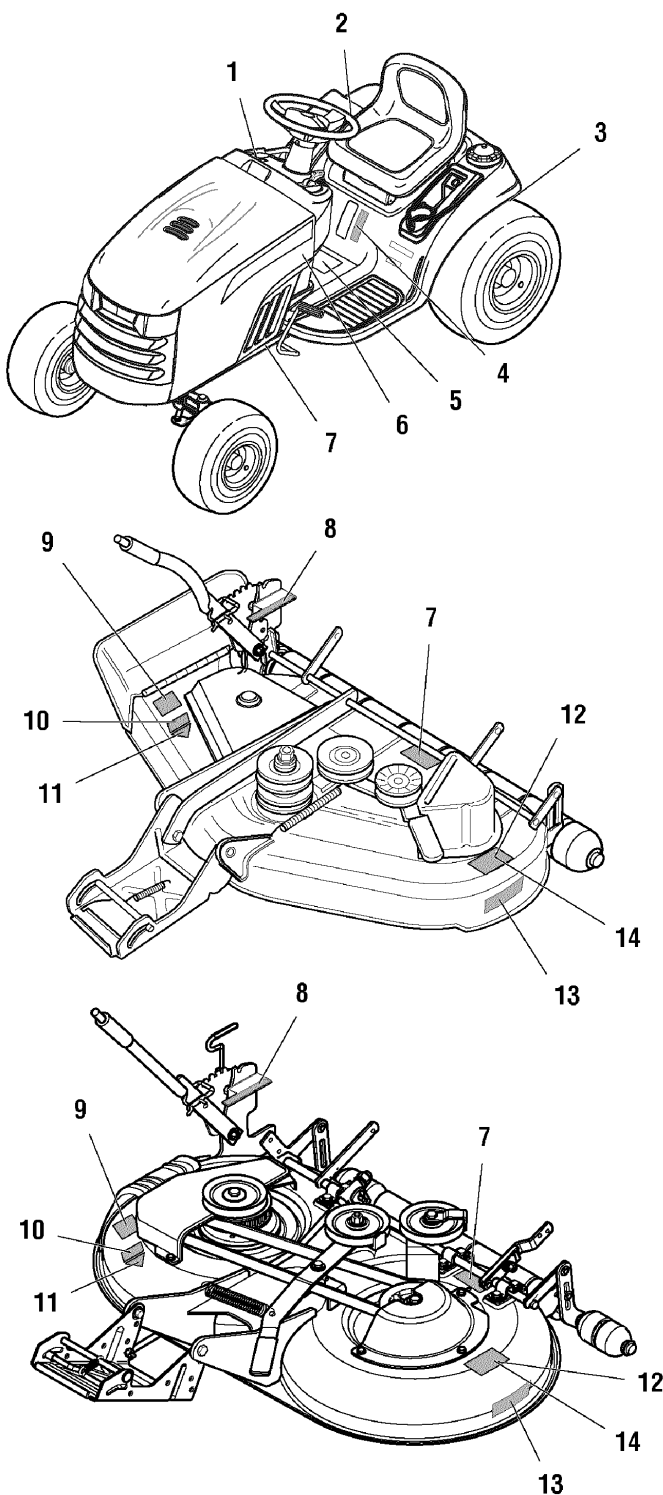
**The above parts group applies to the following Mfg. Nos.:**

2690572 - Regent	2690582 - 2520H	2690588 - 524H	2690614 - Regent
2690573 - Regent	2690583 - 2522H	2690589 - Regent	2690684 - 2518H
2690574 - Regent	2690584 - 2524H	2690590 - Regent	2690686 - Regent
2690575 - Regent	2690585 - Regent	2690591 - Regent	2690688 - Regent
2690576 - Regent	2690586 - 520H	2690592 - Regent	2690810 - Regent
2690581 - 2518H	2690587 - 522H	2690595 - 2518H	

# Decals Group - Safety & Common Group

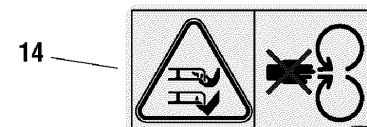
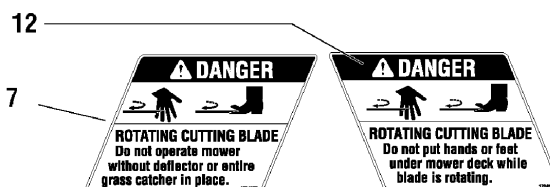
NOTE: Unless noted otherwise, use the standard hardware torque specification chart.

C986848



6

RIDING TRACTORS WIRE BELTS & BLOWER BLADES	
Blower Fan	SC0000
Blower Motor	SC0000
Blower Motor - Left	SC0000
Blower Motor - Right	SC0000
Blower Drive Pulley	SC0000
Blower Belt	SC0000
Blower Motor - Drive Pulley	SC0000



## The above parts group applies to the following Mfg. Nos.:

- |                  |                  |                  |                  |
|------------------|------------------|------------------|------------------|
| 2690572 - Regent | 2690582 - 2520H  | 2690588 - 524H   | 2690614 - Regent |
| 2690573 - Regent | 2690583 - 2522H  | 2690589 - Regent | 2690684 - 2518H  |
| 2690574 - Regent | 2690584 - 2524H  | 2690590 - Regent | 2690686 - Regent |
| 2690575 - Regent | 2690585 - Regent | 2690591 - Regent | 2690688 - Regent |
| 2690576 - Regent | 2690586 - 520H   | 2690592 - Regent | 2690810 - Regent |
| 2690581 - 2518H  | 2690587 - 522H   | 2690595 - 2518H  |                  |

## Decals Group - Safety & Common Group

REF NO	PART NO.	QTY.	DESCRIPTION
1	1722806SM	1	DECAL, Ignition Switch Symbol, White/Black
2	1730263SM	1	DECAL, Transport/Free Float
3	1730202SM	1	DECAL, Transmission Tow/ Release Lever
4	1730172SM	1	DECAL, Fuel Level
5	1723175SM	1	DECAL, Safety Instructions (CE/Export)
5	1730170SM	1	DECAL, Tunnel
5	1734027SM	1	DECAL, Tunnel (CE/Export)
5	1734879SM	1	DECAL, Tunnel (19.5HP Only)
6	1733250SM	1	DECAL, Belts, Blades
7	*	1	DECAL, ID Plate
8	1721197SM	1	DECAL, Mower Height
9	1704277SM	1	DECAL, Danger, Chute in Place
10	1722787SM	1	DECAL, 38"
10	1722789SM	1	DECAL, 44"
10	1722790SM	1	DECAL, 50"
11	*	1	DECAL, OPEI
12	1704276SM	1	DECAL, Danger, Hand Under Deck
13	1722771SM	1	DECAL, Free Floating Mower
14	1720389SM	2	DECAL, Danger, Rotating Blades (CE/Export)
15	*	1	DECAL, Patient

Not for  
Reproduction

### Footnotes

Note\* Not a serviceable part.

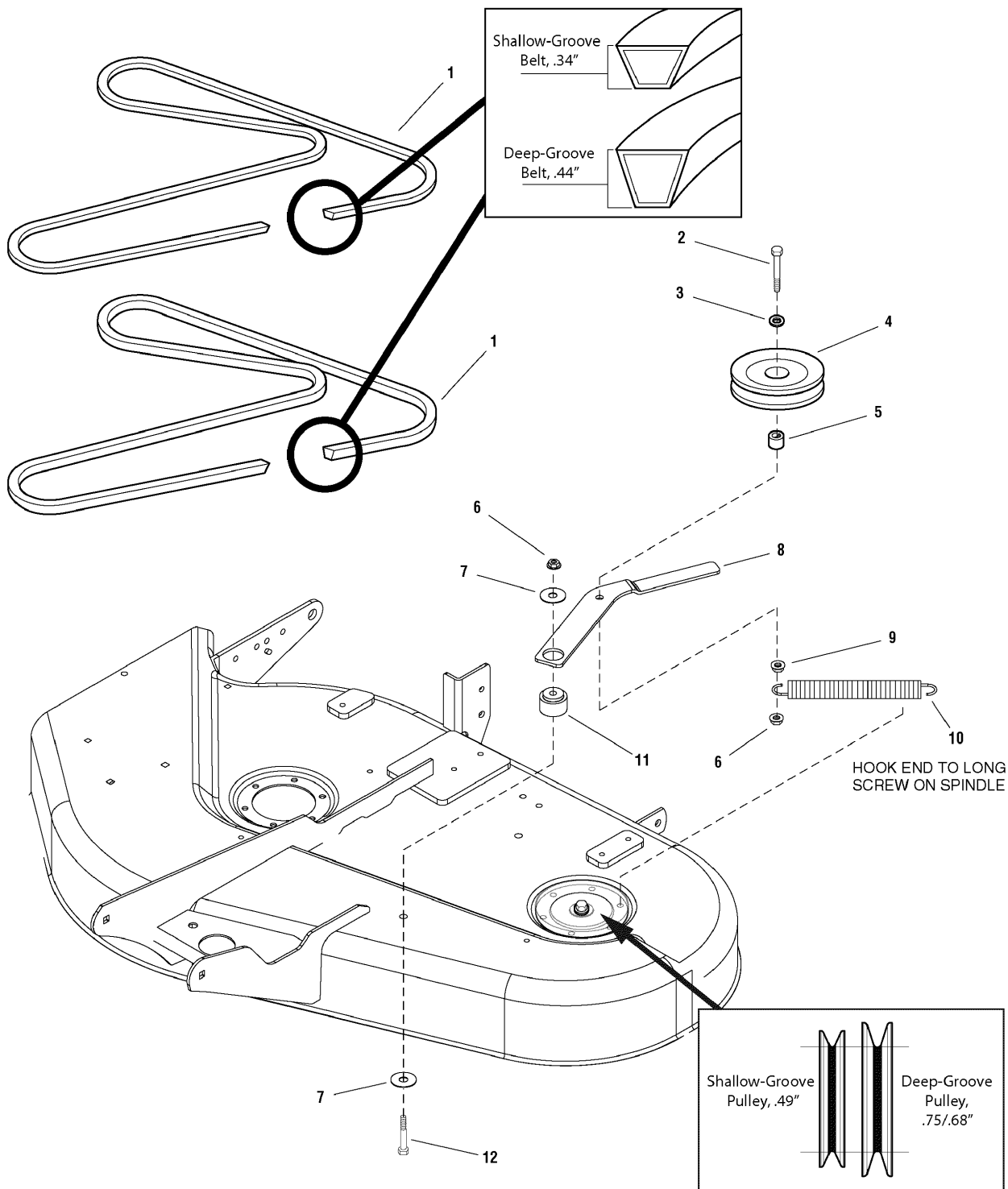
#### The above parts group applies to the following Mfg. Nos.:

2690572 - Regent	2690582 - 2520H	2690588 - 524H	2690614 - Regent
2690573 - Regent	2690583 - 2522H	2690589 - Regent	2690684 - 2518H
2690574 - Regent	2690584 - 2524H	2690590 - Regent	2690686 - Regent
2690575 - Regent	2690585 - Regent	2690591 - Regent	2690688 - Regent
2690576 - Regent	2690586 - 520H	2690592 - Regent	2690810 - Regent
2690581 - 2518H	2690587 - 522H	2690595 - 2518H	

# 38" Mower Deck - Belt, Idler Arm & Hitch Group

987078

**NOTE:** Unless noted otherwise, use the standard hardware torque specification chart.



**The above parts group applies to the following Mfg. Nos.:**

- |                     |                  |
|---------------------|------------------|
| 1695129 - 38" Mower | 2690582 - 2520H  |
| 1695132 - 38" Mower | 2690585 - Regent |
| 1695142 - 38" Mower | 2690586 - 520H   |
| 2690572 - Regent    | 2690589 - Regent |
| 2690573 - Regent    | 2690810 - Regent |
| 2690581 - 2518H     |                  |



### 38" Mower Deck - Belt, Idler Arm & Hitch Group

REF NO	PART NO.	QTY.	DESCRIPTION
1	1723025SM	1	V-BELT, Shallow-Groove, .34" (Must be used with shallow-groove pulley)
1	1732954SM	1	V-BELT, Deep-Groove, .44" (Must be used with deep-groove pulley)
1	1732205SM	1	V-BELT, Shallow-Groove, .34" (Export/CE, Must be used with shallow-groove pulley)
1	1732955SM	1	V-BELT, Deep-Groove, .44" (Export/CE, Must be used with deep-groove pulley)
2	1921972SM	1	CAPSCREW, Hex Head, 3/8-16 x 2-1/2
3	1924940SM	1	WASHER, 3/8
4	2171247SM	1	PULLEY ASSEMBLY
5	1667812SM	1	SPACER
6	1930645SM	2	NUT, Hex, Flange, Locking, 3/8-16
7	1924356SM	2	WASHER, Plain, 13/32 x 1-1/2 x 1/8
8	1731893ASM	1	ARM, Idler 7GA
9	1931211SM	1	NUT, Whizlock, 3/8-16
10	1715435SM	1	SPRING, Extension, Idler Arm
11	1729007SM	1	SPACER, 0.387 ID x 1-1/2 OD x 1.04 LG Powdered Metal
12	1923701SM	1	CAPSCREW, Hex Head, 3/8-16 x 2

Not for  
Reproduction

#### Footnotes

---

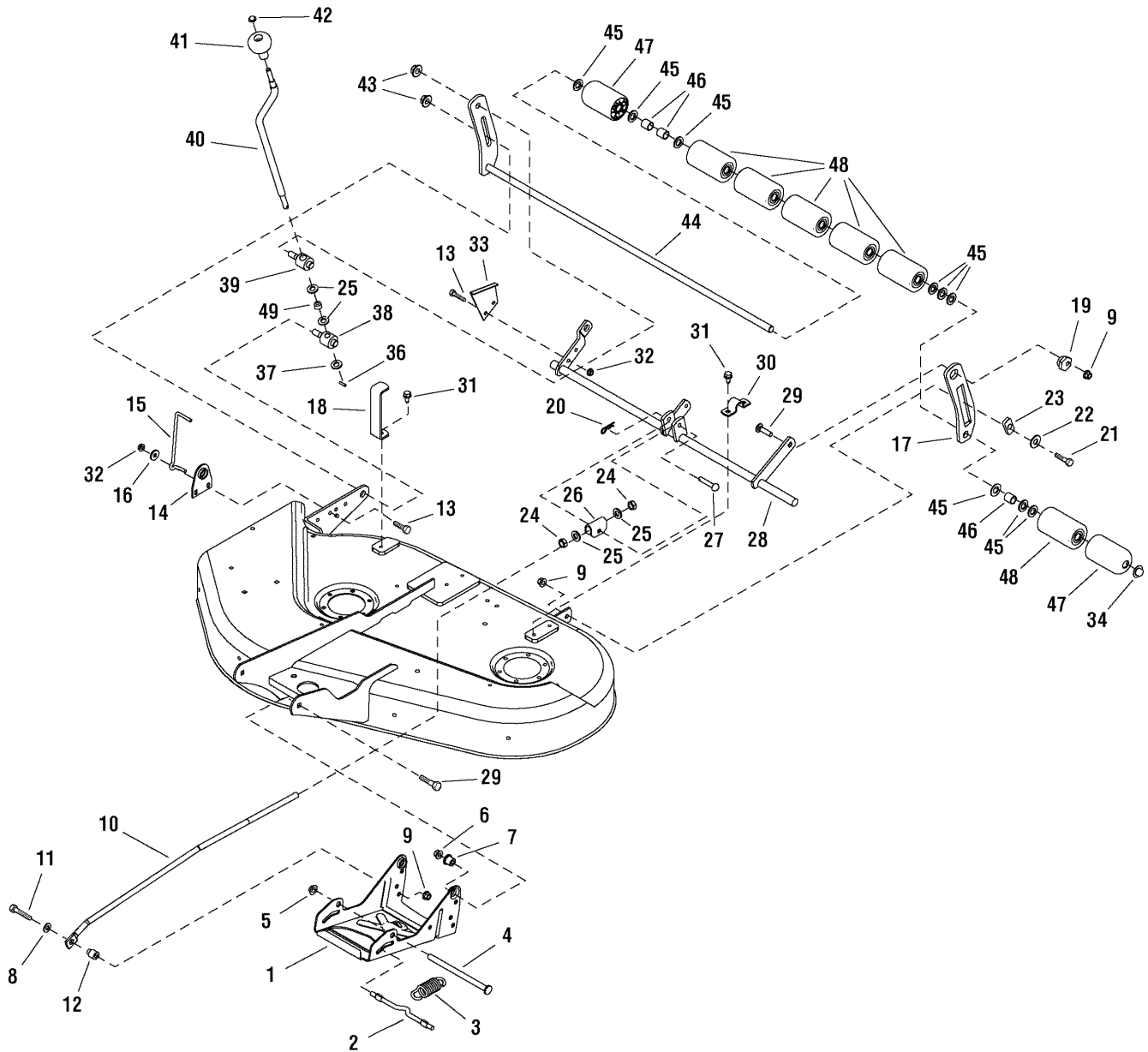
**The above parts group applies to the following Mfg. Nos.:**

1695129 - 38" Mower	2690582 - 2520H
1695132 - 38" Mower	2690585 - Regent
1695142 - 38" Mower	2690586 - 520H
2690572 - Regent	2690589 - Regent
2690573 - Regent	2690810 - Regent
2690581 - 2518H	

## 38" Mower Deck - Height Adjustment & Roller Bar Group

987467

NOTE: Unless noted otherwise,  
use the standard hardware torque  
specification chart.



### The above parts group applies to the following Mfg. Nos.:

1695129 - 38" Mower	2690582 - 2520H
1695132 - 38" Mower	2690585 - Regent
1695142 - 38" Mower	2690586 - 520H
2690572 - Regent	2690589 - Regent
2690573 - Regent	2690810 - Regent
2690581 - 2518H	

### 38" Mower Deck - Height Adjustment & Roller Bar Group

REF NO	PART NO.	QTY.	DESCRIPTION
1	1720044ASM	1	HITCH, Mower 7GA
2	1715759SM	1	ROD, 3/8 Diameter
3	2156302SM	1	SPRING, Extension
4	1713578SM	1	ROD, 1/2 Diameter
5	1960519SM	1	NUT, Push for 1/2 Diameter Stud Capped
6	1960687SM	2	NUT, Hex Flange 3/8-16 ESNA
7	1732443SM	2	SPACER, Powdered Metal
8	1924940SM	1	WASHER, 3/8
9	2860681SM	3	NUT, Hex Toplock Spiral Lock Flange, 3/8-16
10	1729625SM	1	ROD, E-Coat, 1/2-13 x 5.3
11	1922606SM	1	CAPSCREW, Hex Head 3/8-16 x 1-3/4 G8
12	1706644SM	1	SPACER, 3/8 x 3/4 x 15/16
13	1923325SM	4	CAPSCREW, Hex Head 5/16-18 x 7/8 G5
14	1704115ASM	1	PLATE, Support
15	1732092SM	1	ROD, 1/4 Diameter, Indicator, Cutting Height
16	1919381SM	1	WASHER, 5/16
17	1733117ASM	1	BAR, Roller Square Slot
18	1733226ASM	1	UPSTOP, 7GA
19	1704082SM	1	NUT, Hex Adjusting
20	1960074SM	1	CLIP, Hair Pin
21	2172622SM	1	BOLT, Shoulder 3/8-16 G5
22	1924361SM	1	WASHER, 1/2
23	1677507SM	1	SLIDE
24	1913744SM	2	NUT, Hex Jam 1/2-13
25	1960170SM	4	WASHER, 1/2
26	1704081ASM	1	TRUNNION
27	2118053SM	1	PIN, Round Head Drilled, 3/8 x 2
28	1733118ASM	1	SHAFT ASSEMBLY, Rocker 38"
29	1931352SM	3	CARRIAGE BOLT, 3/8-16 x 1-1/2 G5
30	1665374SM	2	STRAP, Roller E-Coat
31	1664847SM	5	SCREW, Hex Washer Head Taptite 5/16-18 x 3/4
32	1931277SM	4	NUT, Hex Flange 5/16-18, Whiz Lock Small
33	1704116ASM	1	BRACKET, Height of Cut 16GA
34	1960520SM	1	NUT, Push for 5/8 Diameter Stud Capped
36	2816001SM	1	PIN, Spring
37	1704097SM	1	WASHER, Detent
38	1733257SM	1	TRUNNION, 1-1/4
39	1733258SM	1	TRUNNION, 1-1/4
40	1719901SM	1	CRANK, Height Adjusting
41	1714084SM	1	KNOB, Spinner

#### Footnotes

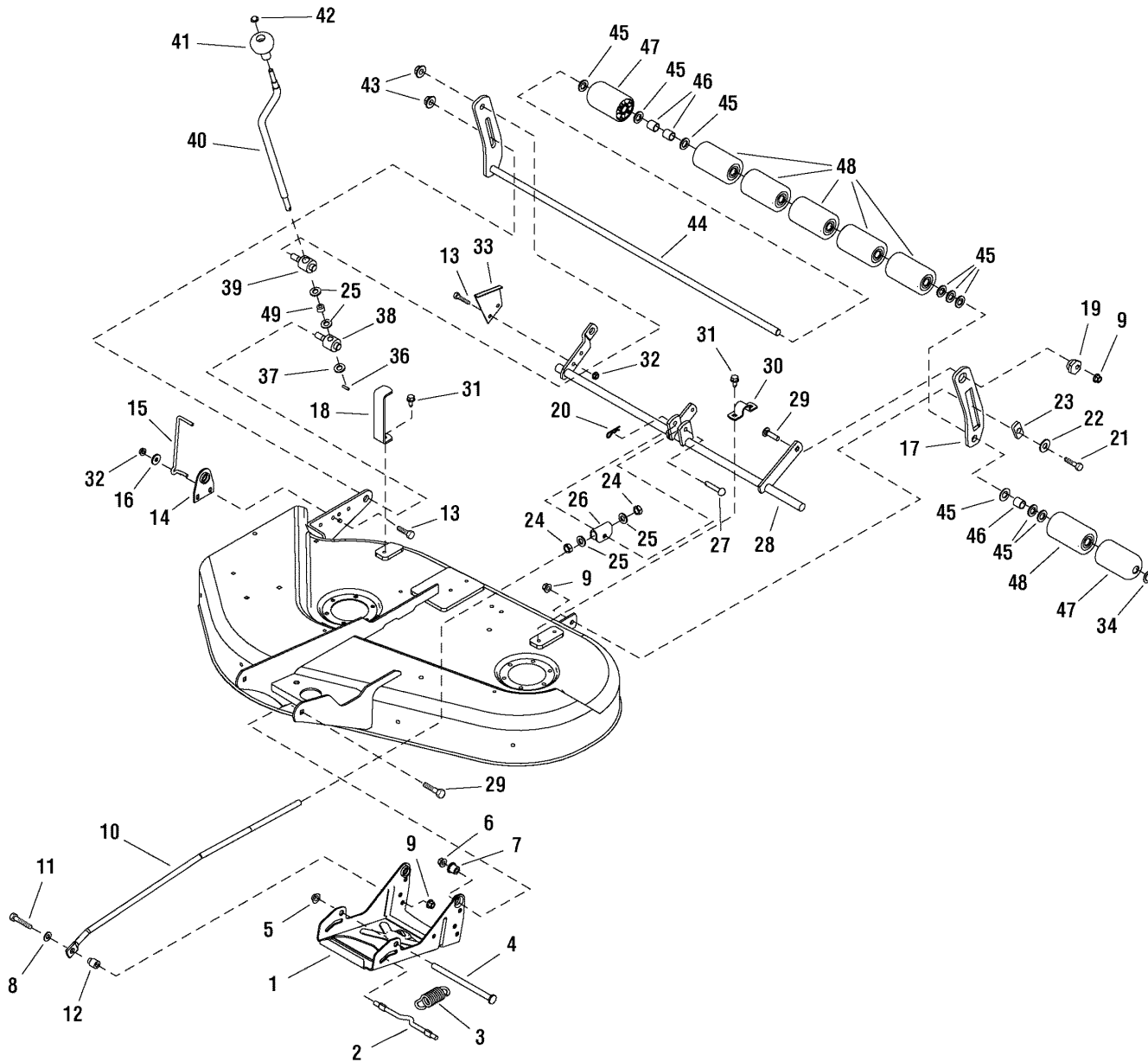
**The above parts group applies to the following Mfg. Nos.:**

1695129 - 38" Mower	2690582 - 2520H
1695132 - 38" Mower	2690585 - Regent
1695142 - 38" Mower	2690586 - 520H
2690572 - Regent	2690589 - Regent
2690573 - Regent	2690810 - Regent
2690581 - 2518H	

## 38" Mower Deck - Height Adjustment & Roller Bar Group

987467

NOTE: Unless noted otherwise,  
use the standard hardware torque  
specification chart.



### The above parts group applies to the following Mfg. Nos.:

1695129 - 38" Mower	2690582 - 2520H
1695132 - 38" Mower	2690585 - Regent
1695142 - 38" Mower	2690586 - 520H
2690572 - Regent	2690589 - Regent
2690573 - Regent	2690810 - Regent
2690581 - 2518H	

### **38" Mower Deck - Height Adjustment & Roller Bar Group**

<b>REF NO</b>	<b>PART NO.</b>	<b>QTY.</b>	<b>DESCRIPTION</b>
42	1960093SM	1	NUT, Push Pal 5/8 Diameter Stud Capped
43	1930644SM	2	NUT, Hex Flange 1/2-13 Two-Way Lock
44	1733121ASM	1	SHAFT ASSEMBLY, Roller 38"
45	1924366SM	9	WASHER, 5/8
46	1602946SM	3	SPACER, Split
47	1722036SM	2	ROLLER, Rounded
48	1668513SM	6	ROLLER
49	1716953SM	1	SPACER

Not for  
Reproduction

#### **Footnotes**

---

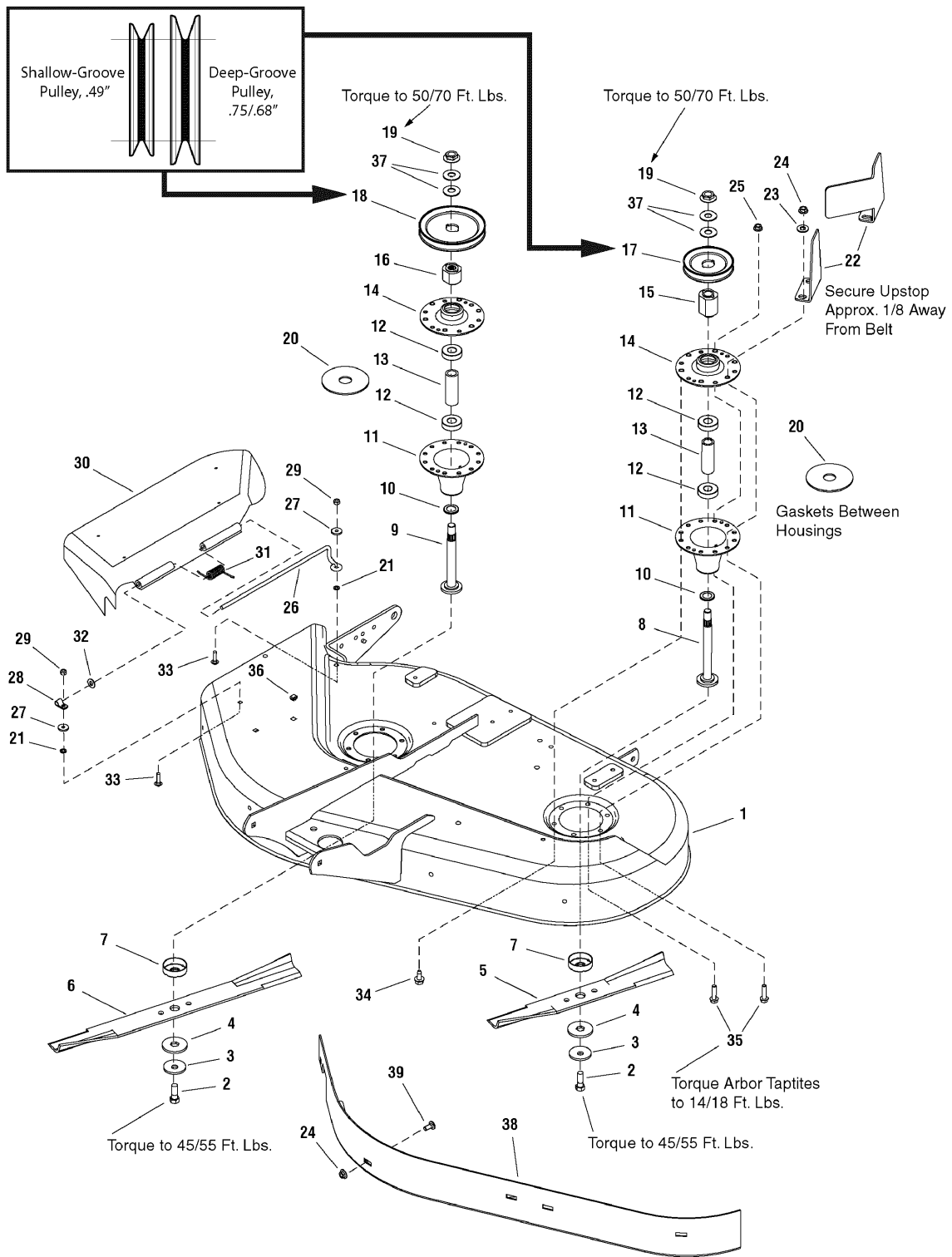
**The above parts group applies to the following Mfg. Nos.:**

1695129 - 38" Mower	2690582 - 2520H
1695132 - 38" Mower	2690585 - Regent
1695142 - 38" Mower	2690586 - 520H
2690572 - Regent	2690589 - Regent
2690573 - Regent	2690810 - Regent
2690581 - 2518H	

# 38" Mower Deck - Housing, Arbors & Blades Group

987447

**NOTE:** Unless noted otherwise, use the standard hardware torque specification chart.



**The above parts group applies to the following Mfg. Nos.:**

- |                     |                  |
|---------------------|------------------|
| 1695129 - 38" Mower | 2690582 - 2520H  |
| 1695132 - 38" Mower | 2690585 - Regent |
| 1695142 - 38" Mower | 2690586 - 520H   |
| 2690572 - Regent    | 2690589 - Regent |
| 2690573 - Regent    | 2690810 - Regent |
| 2690581 - 2518H     |                  |

### 38" Mower Deck - Housing, Arbors & Blades Group

REF NO	PART NO.	QTY.	DESCRIPTION
1	1733127CYP	1	HOUSING ASSEMBLY, 38" Mower (Orange) (Used on Simplicity)
1	1733127DYP	1	HOUSING ASSEMBLY, 38" Mower (Red) (Used on Massy Ferguson)
2	2823471SM	2	CAPSCREW, Hex Head 7/16-14 x 1-1/4 G8
3	1656916SM	2	WASHER, Spring
4	1713089SM	2	WASHER, Hex, 11/16 x 2
5	1704856ASM	1	BLADE, 16-1/8
6	1704101ASM	1	BLADE, Mower 22-1/4
7	1713196SM	2	SHIELD, Grass Lower Arbor Heat Treated
8	1713610SM	1	SHAFT, Arbor
9	1713609SM	1	SHAFT, Arbor
10	1713619SM	2	WASHER, Cup
11	1713338ASM	2	HOUSING, Arbor Bottom w/Lube Fitting
12	1705897SM	4	BEARING, Ball 11/16 x 1-9/16 x 15/32
13	1732543SM	2	SPACER, Powdered Metal
14	1713199ASM	2	HOUSING, Arbor Top
15	1713614SM	1	HUB
16	1713613SM	1	HUB
17	1732950SM	1	PULLEY, 4.50OD 1.00ID 9GA, 3/4" Deep-Groove (Must be used with deep-groove belt)
17	1732951SM	1	PULLEY, 4.60OD 1.00ID 9GA, 11/16" Deep-Groove (Only used on Export/(CE) Models, must be used with deep-groove belt)
18	1732953SM	1	PULLEY, 5.75OD 1.00ID 9GA, 3/4" Deep-Groove (Must be used with deep-groove belt)
18	1733113SM	1	PULLEY, 6.25OD 1.00ID 9GA, 3/4" Deep-Groove (Only used on Export/(CE) Models, must be used with deep-groove belt)
19	1714419SM	2	NUT, Hex Flange 9/16-18 Non Locking
20	1707335SM	2	GASKET, Foam
21	1960518SM	2	NUT, Push for 1/4 Diameter Thread
22	1733225ASM	1	UPSTOP, 10GA 38" L.H.
22	1734041ASM	1	UPSTOP, 10GA 38" L.H. (Only used on Export/(CE) Models)
23	1924940SM	2	WASHER, 3/8-3/8
24	1931277SM	2(6)	NUT, Hex Flange 5/16-18, Whiz Lock Small (Quantity 6 used on Export/(CE) Models only)
25	1960686SM	1	NUT, Hex Flange 5/16-18 ESNA
26	1706709SM	1	ROD, Deflector, Front
27	1960353SM	2	WASHER, 1/4
28	1704873SM	1	CLAMP, Wire, 5/16 Diameter
29	1920397SM	2	NUT, Hex Lock ESNA Light 1/4-20
30	1705449SM	1	DEFLECTOR
31	7101082SM	1	SPRING, Torsion, Chute, 44/50
32	1919326SM	1	WASHER, 5/16
33	1960698SM	2	CARRIAGE BOLT, 1/4-20 x 1 G5
34	1664847SM	9	SCREW, Hex Washer Head Taptite 5/16-18 x 3/4
35	1931202SM	3	SCREW, Hex Washer Head Taptite 5/16-18 x 1-1/4
36	1705115SM	2	PLUG

#### Footnotes

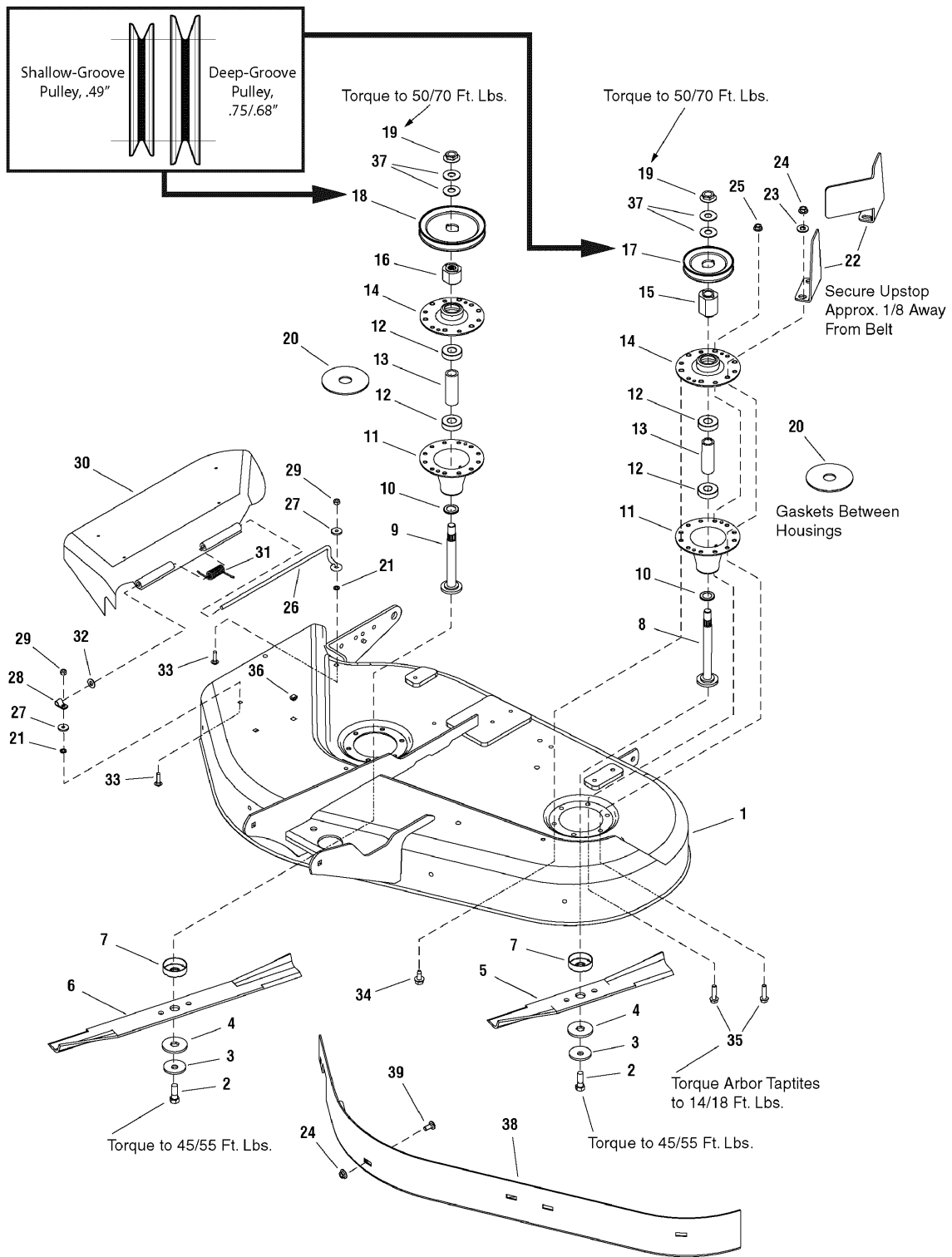
**The above parts group applies to the following Mfg. Nos.:**

1695129 - 38" Mower	2690582 - 2520H
1695132 - 38" Mower	2690585 - Regent
1695142 - 38" Mower	2690586 - 520H
2690572 - Regent	2690589 - Regent
2690573 - Regent	2690810 - Regent
2690581 - 2518H	

# 38" Mower Deck - Housing, Arbors & Blades Group

987447

**NOTE: Unless noted otherwise, use the standard hardware torque specification chart.**



**The above parts group applies to the following Mfg. Nos.:**

- |                     |                  |
|---------------------|------------------|
| 1695129 - 38" Mower | 2690582 - 2520H  |
| 1695132 - 38" Mower | 2690585 - Regent |
| 1695142 - 38" Mower | 2690586 - 520H   |
| 2690572 - Regent    | 2690589 - Regent |
| 2690573 - Regent    | 2690810 - Regent |
| 2690581 - 2518H     |                  |



### **38" Mower Deck - Housing, Arbors & Blades Group**

<b>REF NO</b>	<b>PART NO.</b>	<b>QTY.</b>	<b>DESCRIPTION</b>
37	1713675SM	4	WASHER, Bellville
38	1715817ASM	1	BAFFLE, Blowout 3/8" Mower (Only used on Export/(CE) Models)
39	1931333SM	4	CARRIAGE BOLT, 5/16-18 x 3/4 G5 (Only used on Export/(CE) Models)

Not for  
Reproduction

#### **Footnotes**

---

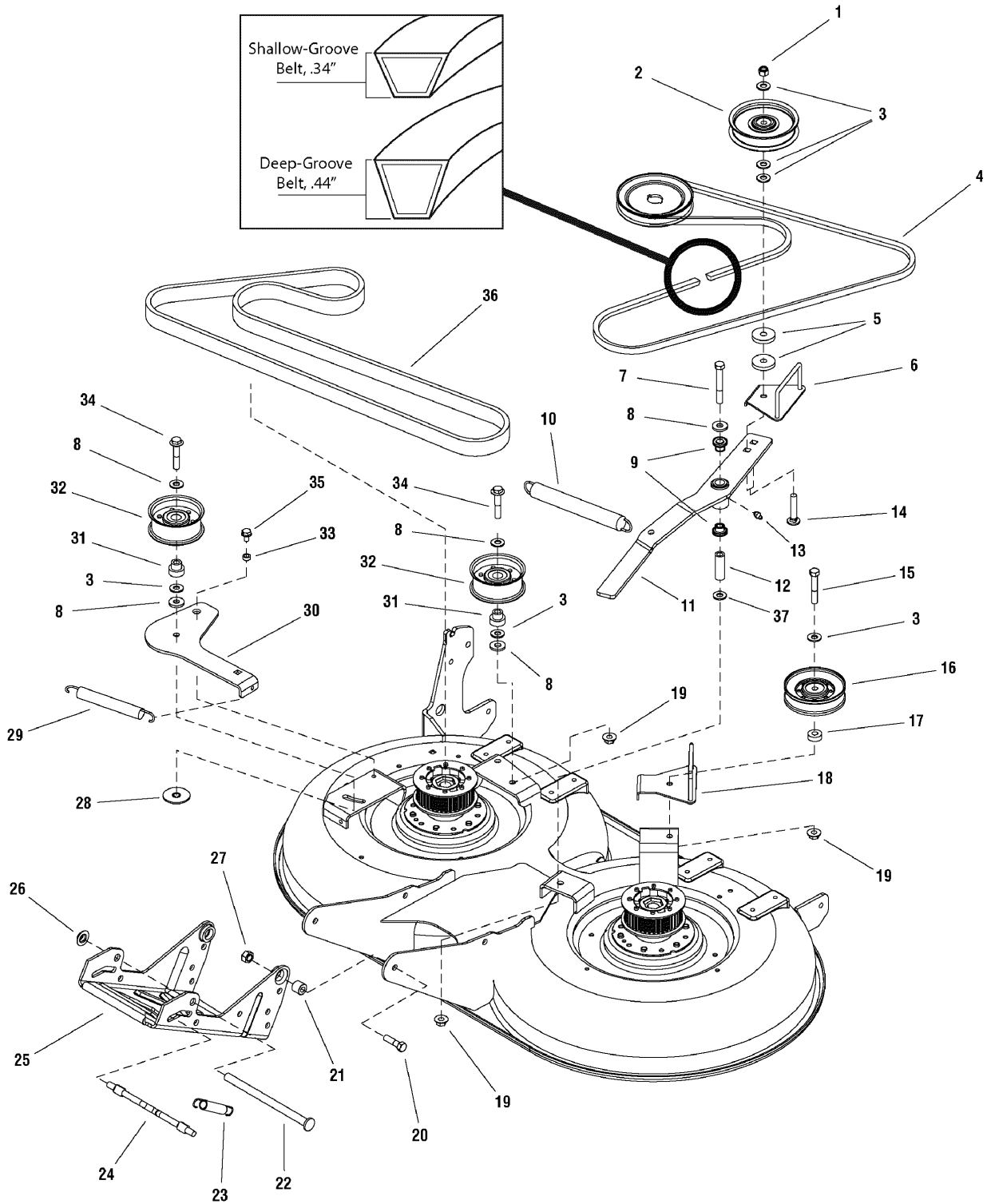
**The above parts group applies to the following Mfg. Nos.:**

1695129 - 38" Mower	2690582 - 2520H
1695132 - 38" Mower	2690585 - Regent
1695142 - 38" Mower	2690586 - 520H
2690572 - Regent	2690589 - Regent
2690573 - Regent	2690810 - Regent
2690581 - 2518H	

# 40" Mower Deck - Belt, Idler Arm & Hitch Group

987297

**NOTE:** Unless noted otherwise,  
use the standard hardware torque  
specification chart.



**The above parts group applies to the following Mfg. Nos.:**  
2690591 - Regent

## 40" Mower Deck - Belt, Idler Arm & Hitch Group

REF NO	PART NO.	QTY.	DESCRIPTION
2	1725408SM	1	PULLEY, Idler
3	1924940SM	6	WASHER, 3/8
4	1721532SM	1	V-BELT, PTO, Front, .34" Shallow-Groove (Must be used with shallow-groove pulley)
4	1732955SM	1	V-BELT, PTO, Front, .44" Deep-Groove (Must be used with deep-groove pulley)
5	1960534SM	2	WASHER
6	1722175ASM	1	BELT GUIDE
7	1960614SM	1	CAPSCREW, Hex Head, 3/8-16 x 3 G8
8	1922755SM	5	WASHER, 3/8
9	1663114SM	2	BUSHING
10	1715435SM	1	SPRING, Extension, Idler Arm
1	1919439SM	1	NUT, Hex Lock, ESNA, 3/8-16
11	1724835SM	1	ARM ASSEMBLY, with Bushing & Fitting, 38 Tooth (Includes Ref. Nos. 26 & 37)
12	1657242SM	1	SPACER, Hardened
13	2812808SM	1	FITTING, Grease, 1/4-28 Thread
14	1931355SM	1	CARRIAGE BOLT, 3/8-16 x 2-1/4
15	1922130SM	1	CAPSCREW, Hex Head, 3/8-16 x 2-1/4
16	1723952SM	1	PULLEY
17	1667812SM	1	SPACER
18	1722182ASM	1	BELT GUIDE
19	1928352SM	3	NUT, Hex, Flange, Whizlock, 5/16-18 x 1/2
20	1921968SM	2	CAPSCREW, Hex Head, 3/8-16 x 1-3/8
21	2172329SM	2	SPACER
22	1713578SM	1	ROD
23	2156302SM	1	SPRING, Extension
24	1715759SM	1	ROD
25	1720044ASM	1	HITCH, Mower
26	1960519SM	1	NUT, Push, 1/2
27	2860681SM	2	NUT, Hex Toplock Spiral Flange, 3/8-16
28	1721425SM	1	WASHER & NUT ASSEMBLY, 3/8 x 1-1/2
29	1674671SM	1	SPRING, Extension
30	1726387ASM	1	ARM, Idler
31	1719221SM	2	HUB
32	1731892SM	2	PULLEY, Idler
33	1666697SM	1	SPACER
34	1960746SM	2	SCREW, Hex Head, Flange 3/8-16 x 2
35	1930601SM	1	SCREW, Taptite, 5/16-18 x 5/8
36	1724625SM	1	BELT, Timing, 38" Tooth
37	1933263SM	1	WASHER, 3/8

### Footnotes

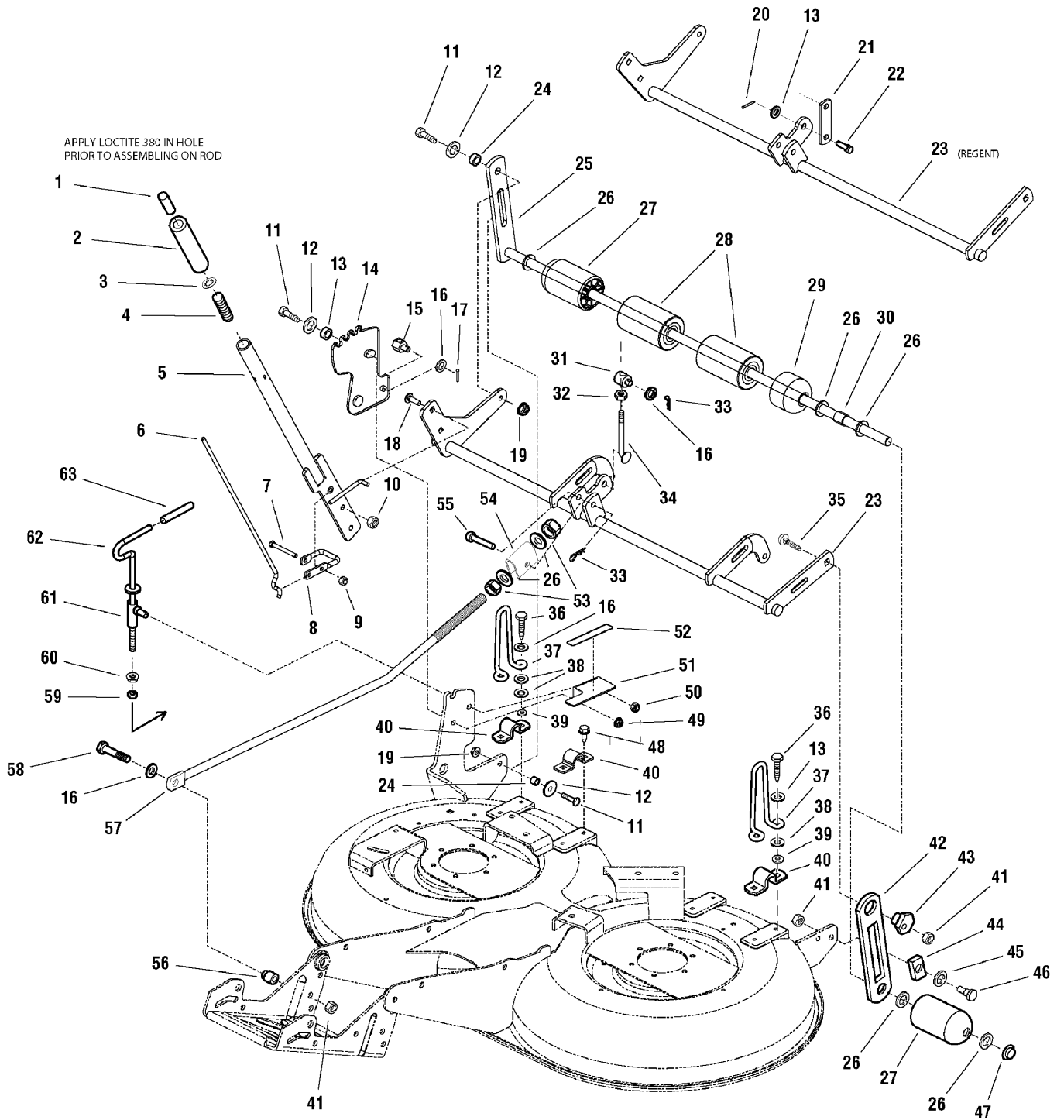
The above parts group applies to the following Mfg. Nos.:

2690591 - Regent

# 40" Mower Deck - Height Adjustment & Roller Bar Group

987287

**NOTE:** Unless noted otherwise,  
use the standard hardware torque  
specification chart.



The above parts group applies to the following Mfg. Nos.:  
2690591 - Regent

## 40" Mower Deck - Height Adjustment & Roller Bar Group

REF NO	PART NO.	QTY.	DESCRIPTION
1	1723124SM	1	BUTTON
2	1713995SM	1	GRIP, Lift Lever
3	1960518SM	1	NUT, Push 1/4 Thread
4	1723321SM	1	SPRING, Compression
5	1720695ASM	1	HANDLE ASSEMBLY, Lift
6	1721257SM	1	ROD, Latch
7	1921159SM	1	CAPSCREW, Hex Head, 1/4-20 x 2-1/4
8	1720599SM	1	LATCH
9	1920397SM	1	NUT, Hex Lock, ESNA, 1/4-20
10	1931277SM	2	NUT, 5/16-18, Hex Flange Whiz Lock Small
11	1921977SM	3	CAPSCREW, Hex Head, 5/16-18 x 1-1/4
12	1960044SM	3	WASHER, Plain, 21/64 x 1-1/4
13	1666697SM	1	SPACER
14	1723409ASM	1	BRACKET, Adjusting
15	2108512SM	1	PIVOT
16	1924940SM	9	WASHER, 3/8
17	1918447SM	1	PIN, Cotter 3/32 x 3/4
18	1931335SM	2	CARRIAGE BOLT, 5/16-18 x 1
19	2860643SM	2	NUT, Hex Flange Collar Lock, 5/16-18
20	1918448SM	1	PIN, Cotter
21	1732102ASM	1	LINK, Lift Mower
22	1732049SM	1	PIN, Clevis
23	1731993ASM	1	SHAFT ASSEMBLY, Rocker Mulch
24	1960236SM	2	SPACER
25	1723305ASM	1	SHAFT & BAR ASSEMBLY
26	1924366SM	7	WASHER, 5/8
27	1722036SM	2	ROLLER, Rounded End
28	1668513SM	6	ROLLER
29	1717675SM	1	ROLLER, End
30	1602946SM	1	SPACER
31	7028200SM	1	TRUNNION
32	1920161SM	1	NUT, Jam, 5/16-18
33	1960074SM	2	CLIP, Spring
34	1724959SM	1	ROD, Height Adjustment
35	1931352SM	1	CARRIAGE BOLT, 3/8-16 x 1-1/2
36	1931202SM	4	CAPSCREW, Taptite, 5/16-18 x 1-1/4
37	1732010ASM	1	UPSTOP
38	1919381SM	6	WASHER, Plain, 5/16
39	1933988SM	4	NUT, Push
40	1665374SM	3	STRAP

### Footnotes

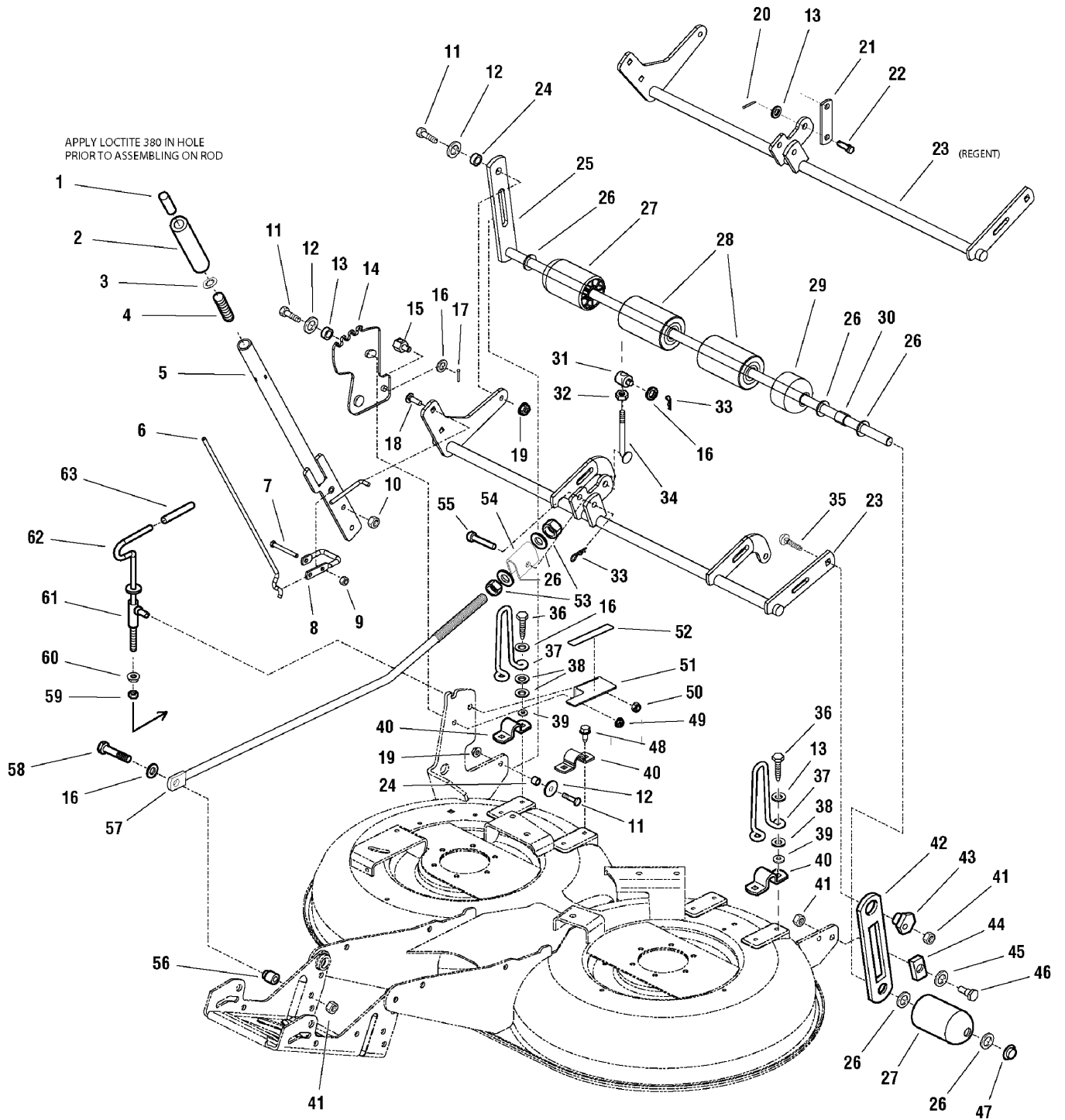
The above parts group applies to the following Mfg. Nos.:

2690591 - Regent

# 40" Mower Deck - Height Adjustment & Roller Bar Group

987287

**NOTE:** Unless noted otherwise,  
use the standard hardware torque  
specification chart.



**The above parts group applies to the following Mfg. Nos.:**  
2690591 - Regent

## 40" Mower Deck - Height Adjustment & Roller Bar Group

REF NO	PART NO.	QTY.	DESCRIPTION
41	2860681SM	3	NUT, Hex Toplock Spiral Flange, 3/8-16
42	1704073ASM	1	BAR, Roller
43	1704082SM	1	NUT, Adjuster
44	1677507SM	1	SLIDE
45	1924361SM	1	WASHER, Plain
46	2172622SM	1	SHOULDER BOLT
47	1960520SM	1	PUSH NUT, 5/8
48	1664847SM	2	CAPSCREW, Hex Head, Taptite, 5/16-18 x 3/4
49	1935048SM	1	NUT, Hex, Flange Lock, 5/16-18
50	1930645SM	1	NUT, Hex, Flange, Locking, 3/8-16
51	1720931ASM	1	BRACKET, Height of Cut
52	1720919SM	1	DECAL, Height
53	1915726SM	2	NUT, Hex, Full, 5/8
54	1706645ASM	1	TRUNNION, Rod
55	2118053SM	1	Pin
56	1706644SM	1	SPACER, 3/8 x 3/4 x 15/16
57	1722661SM	1	ROD, Adjusting
58	1922606SM	1	CAPSCREW, Hex Head, 3/8-16 x 1 3/4
59	1917421SM	1	NUT, Jam, Hex, 3/8-16
60	1960601SM	1	NUT, Hex Flange, 3/8-16
61	2108241SM	1	SOCKET ASSEMBLY
62	1720704SM	1	ROD & WASHER ASSEMBLY, Adjust Handle
63	1651820SM	1	GRIP

Not for  
Reproduction

### Footnotes

---

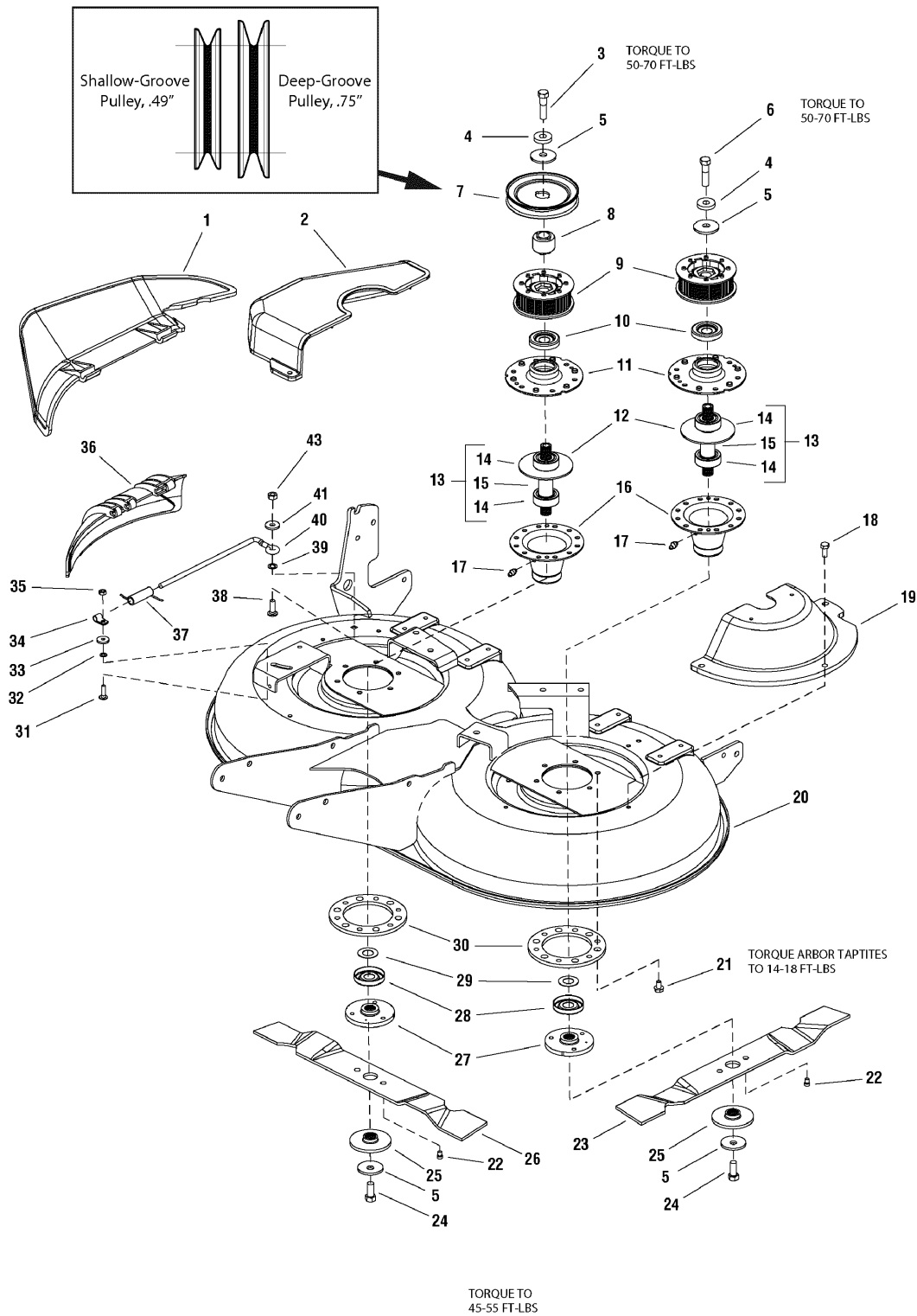
The above parts group applies to the following Mfg. Nos.:

2690591 - Regent

# 40" Mower Deck - Housing, Arbors & Blades Group

987296

**NOTE:** Unless noted otherwise,  
use the standard hardware torque  
specification chart.



**The above parts group applies to the following Mfg. Nos.:**  
2690591 - Regent



## 40" Mower Deck - Housing, Arbors & Blades Group

REF NO	PART NO.	QTY.	DESCRIPTION
1	1723453SM	1	DEFLECTOR, Discharge
2	1732085SM	1	COVER, Arbor RH Black
3	1930585SM	1	CAPSCREW, Hex Flange, 7/16-14 x 3-1/2 G8
4	1933263SM	2	WASHER
5	1656916SM	4	WASHER, Spring
6	2830584SM	1	CAPSCREW, 7/16-14 x 2-3/4 G8
7	1732123SM	1	PULLEY, Drive, Shallow-Groove, .49" (Must use with Shallow-Groove Belt)
-	1733113SM	1	PULLEY, Drive, Deep-Groove, .75" (Must use with Deep-Groove Belt)
8	1732051SM	1	HUB
9	1687229SM	2	SPROCKET & FLANGE ASSEMBLY, Riveted, 38 Tooth
10	1657969SM	2	SHIELD, Bearing Upper, Arbor
11	1655729ASM	2	COVER, Arbor Housing
12	1707335SM	2	GASKET, Foam
13	1722396SM	2	ARBOR SHAFT & BEARINGS ASSEMBLY (Includes Ref. Nos 48& 49)
14	2108202SM	4	BEARING, Upper
15	1722394SM	2	SHAFT, Spline 5.389LG
16	1703273ASM	2	HOUSING, Arbor Bottom (Includes Ref. No 50)
17	1704314SM	2	FITTING, Grease
18	1664847SM	6	CAPSCREW, Hex Head, Taptite, 5/16-18 x 3/4
19	1724601SM	1	COVER, Arbor, LH
20	1731992CSM	1	HOUSING ASSEMBLY, 40" Mulcher Orange
21	1960373SM	12	CAPSCREW, Taptite Hex Washer Head, 5/16-18 x 1
22	1722258SM	2	PIN, Blade
23	1719624ASM	1	BLADE, Mower 40" Mower LH
24	2827120SM	2	CAPSCREW, Hex Head, 7/16-14 x 2-1/4 G8
25	1722257SM	2	WASHER, Spline
26	1719623ASM	1	BLADE, Mower 40" Mower RH
27	1655777SM	2	ADAPTOR, Blade
28	1700229SM	2	SHIELD, Bearing
29	1700230SM	2	WASHER, Shim
30	1677274ASM	2	ADAPTOR, Arbor
31	1931318SM	1	CARRIAGE BOLT, 1/4-20 x 7/8
32	1960518SM	1	NUT, Push On
33	1960353SM	1	WASHER, Plain, 1/4 (6 Total for Export)
34	1704873SM	1	CLAMP
35	1920397SM	1	NUT, Hex, 1/4-20
36	1719597SM	1	DOOR, Mulching, Black Plastic
37	1723938SM	1	SPRING
38	1931335SM	1	CARRIAGE BOLT, 5/16-18 x 1
39	1933988SM	1	NUT, Push

### Footnotes

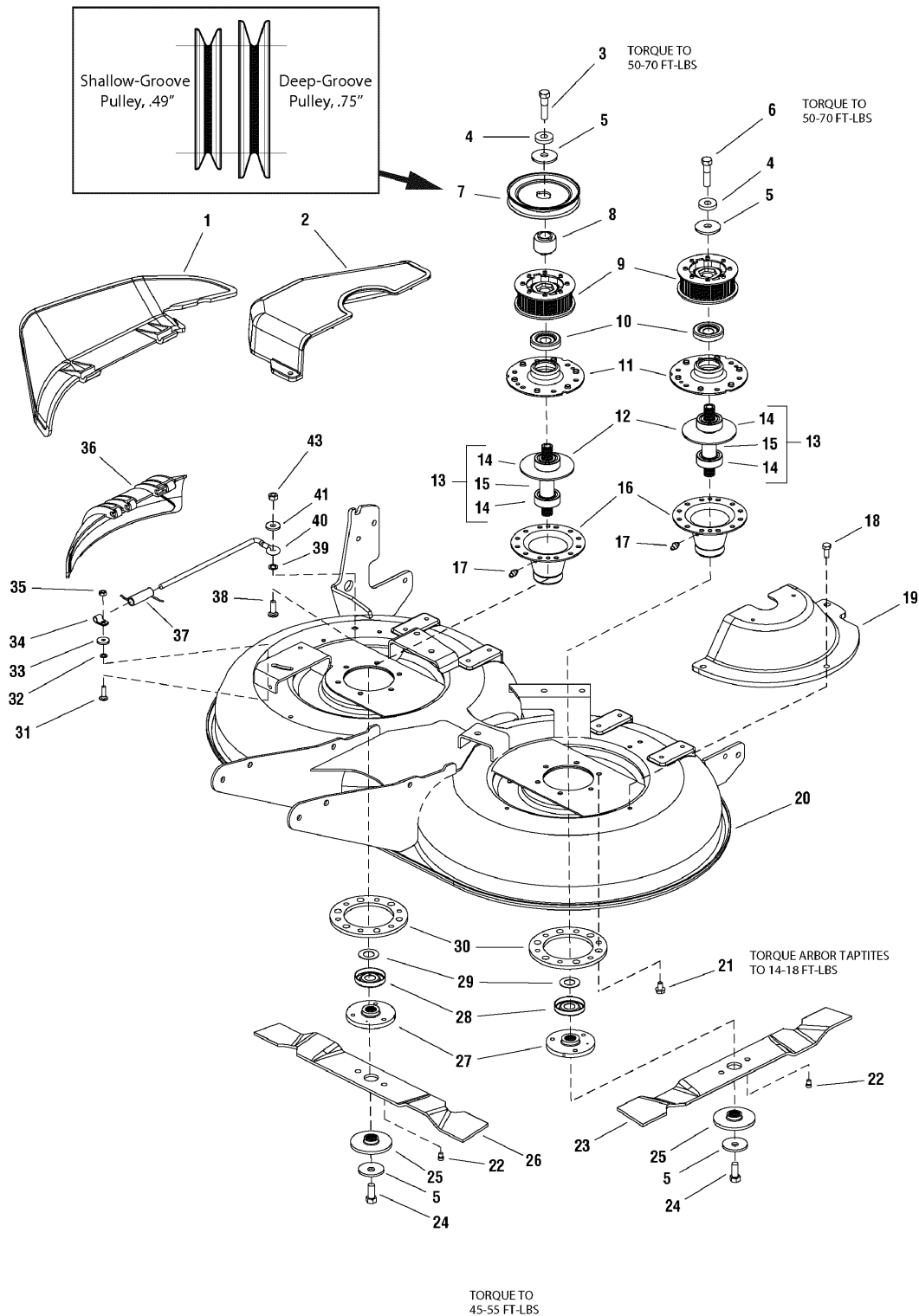
The above parts group applies to the following Mfg. Nos.:

2690591 - Regent

# 40" Mower Deck - Housing, Arbors & Blades Group

987296

**NOTE:** Unless noted otherwise,  
use the standard hardware torque  
specification chart.



**The above parts group applies to the following Mfg. Nos.:**  
2690591 - Regent

## 40" Mower Deck - Housing, Arbors & Blades Group

---

REF NO	PART NO.	QTY.	DESCRIPTION
40	1719617SM	1	ROD, Pivot
41	1919381SM	1	WASHER, Plain, 5/16
43	1919438SM	1	NUT, Hex ESNA 5/16-18

---

Not for  
Reproduction

### Footnotes

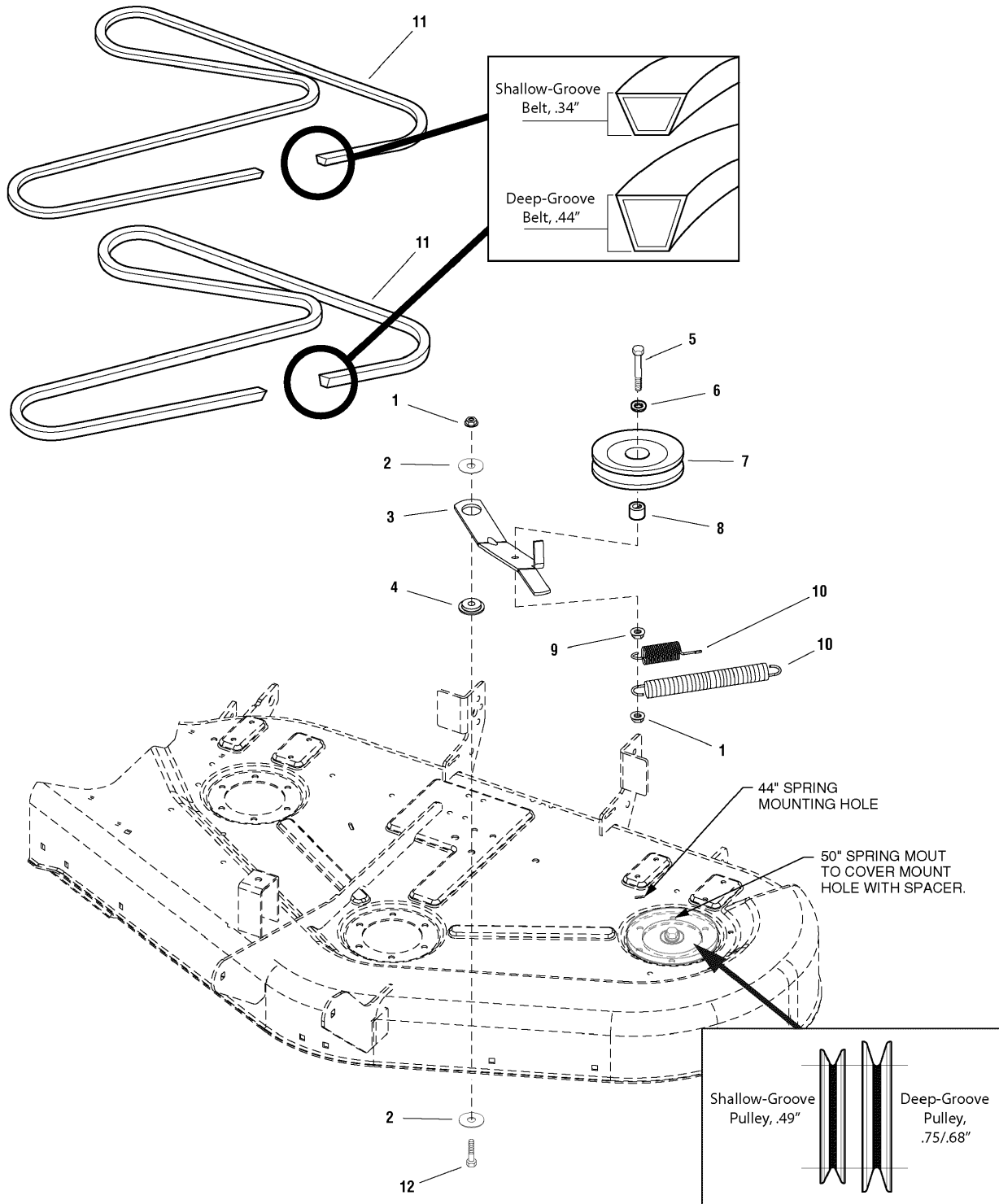
---

**The above parts group applies to the following Mfg. Nos.:**  
2690591 - Regent

# 44" & 50" Mower Deck - Belt, Idler Arm & Hitch Group

987079

**NOTE:** Unless noted otherwise, use the standard hardware torque specification chart.



**The above parts group applies to the following Mfg. Nos.:**

- 1695130 - 44" Mower
- 1695131 - 50" Mower
- 1695133 - 44" Mower
- 1695134 - 50" Mower
- 1695143 - 44" Mower
- 1695145 - 44" Mower

- 2690574 - Regent
- 2690575 - Regent
- 2690576 - Regent
- 2690583 - 2522H
- 2690584 - 2524H
- 2690587 - 522H

- 2690588 - 524H
- 2690590 - Regent
- 2690592 - Regent
- 2690595 - 2518H
- 2690684 - 2518H
- 2690686 - Regent

- 2690688 - Regent

## 44" & 50" Mower Deck - Belt, Idler Arm & Hitch Group

REF NO	PART NO.	QTY.	DESCRIPTION
1	1960339SM	2	NUT, Hex Flange Center Locking, 3/8-16
2	1924356SM	2	WASHER, Plain, 13/32 x 1-1/2 x 1/8
3	1730090ASM	1	ARM, Idler 7GA
4	1714255SM	1	SPACER
5	1921972SM	1	CAPSCREW, Hex Head, 3/8-16 x 2-1/2
6	1924940SM	1	WASHER, 3/8
7	2171247SM	1	PULLEY ASSEMBLY
8	1667812SM	1	SPACER
9	1931211SM	1	NUT, Whizlock, 3/8-16
10	1656936SM	1	SPRING, Extension, Idler Arm (44" Mower Deck)
10	1715435SM	1	SPRING, Extension, Idler Arm (50" Mower Deck)
11	1729627SM	1	V-BELT, Arbor Drive, Deep-Groove, 44" Deck (Must be used with deep-groove pulley)
11	1732409SM	1	V-BELT, Arbor Drive, .34" Shallow-Groove, 44" Deck (Export/CE Only, must be used with shallow-groove pulley)
-	1732956SM	1	V-BELT, Arbor Drive, .44" Deep-Groove, 44" Deck (Export/CE Only, must be used with deep-groove pulley)
11	1732957SM	1	V-BELT, Arbor Drive, .44" Deep-Groove, A-Wedge, 50" Deck (Must be used with deep-groove pulley)
11	1703466SM	1	V-BELT, Arbor Drive, .34" Shallow-Groove, 50" Deck (Must be used with shallow-groove pulley)
-	1732957SM	1	V-BELT, Arbor Drive, .44" Deep-Groove, 50" Deck (Must be used with deep-groove pulley)
11	1732956SM	1	V-BELT, Arbor Drive, .44" Deep-Groove, 44" Deck (Export/CE Only, must be used with deep-groove pulley)
12	1922605SM	1	CAPSCREW, Hex Head, 3/8-16 x 1-1/4, G8

Not for  
Reproduction

### Footnotes

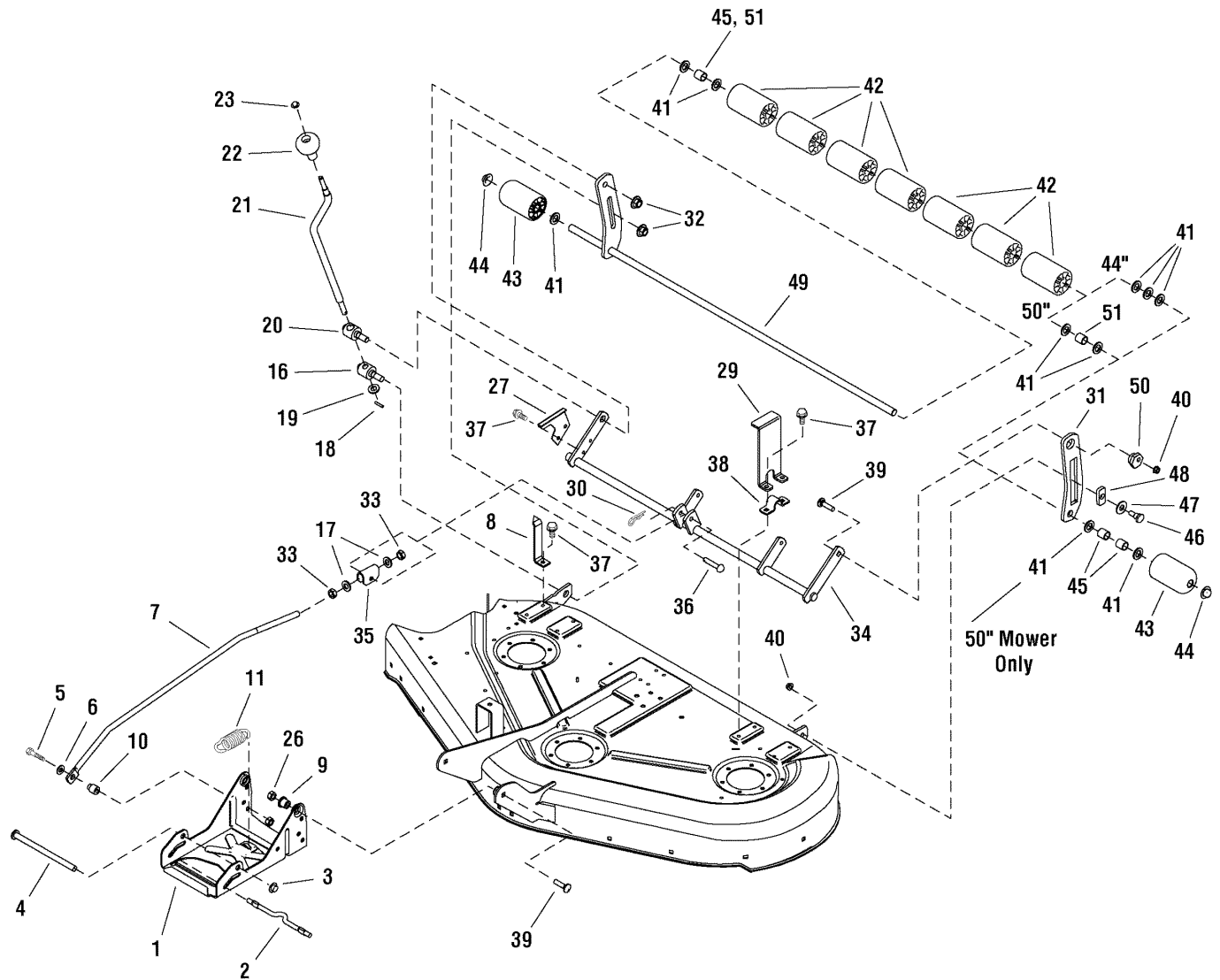
#### The above parts group applies to the following Mfg. Nos.:

1695130 - 44" Mower	2690574 - Regent	2690588 - 524H	2690688 - Regent
1695131 - 50" Mower	2690575 - Regent	2690590 - Regent	
1695133 - 44" Mower	2690576 - Regent	2690592 - Regent	
1695134 - 50" Mower	2690583 - 2522H	2690595 - 2518H	
1695143 - 44" Mower	2690584 - 2524H	2690684 - 2518H	
1695145 - 44" Mower	2690587 - 522H	2690686 - Regent	

# 44" & 50" Mower Deck - Height Adjust & Roller Bar Group

987468

**NOTE:** Unless noted otherwise,  
use the standard hardware torque  
specification chart.



**The above parts group applies to the following Mfg. Nos.:**

- |                     |                  |                  |                  |
|---------------------|------------------|------------------|------------------|
| 1695130 - 44" Mower | 2690574 - Regent | 2690588 - 524H   | 2690688 - Regent |
| 1695131 - 50" Mower | 2690575 - Regent | 2690590 - Regent |                  |
| 1695133 - 44" Mower | 2690576 - Regent | 2690592 - Regent |                  |
| 1695134 - 50" Mower | 2690583 - 2522H  | 2690595 - 2518H  |                  |
| 1695143 - 44" Mower | 2690584 - 2524H  | 2690684 - 2518H  |                  |
| 1695145 - 44" Mower | 2690587 - 522H   | 2690686 - Regent |                  |

## 44" & 50" Mower Deck - Height Adjust & Roller Bar Group

REF NO	PART NO.	QTY.	DESCRIPTION
1	1720044ASM	1	HITCH, Mower 7GA
2	1715759SM	1	ROD, 3/8 Diameter
3	1960519SM	1	NUT, Push for 1/2 Diameter Stud Capped
4	1713578SM	1	ROD, 1/2 Diameter
5	1922606SM	1	CAPSCREW, Hex Head 3/8-16 x 1-3/4 G8
6	1924940SM	1	WASHER, 3/8
7	1733316SM	1	ROD, 1/2 Diameter E-Coat
8	1720643ASM	1	INDICATOR, Height
9	1732443SM	2	SPACER, Powdered Metal
10	1706644SM	1	SPACER, 3/8 x 3/4 x 15/16
11	2156302SM	1	SPRING, Extension
16	1704086SM	1	TRUNNION, 1-1/4
17	1960170SM	2	WASHER, 1/2
18	2816001SM	1	PIN, Spring
19	1704097SM	1	WASHER, Detent
20	1704087SM	1	TRUNNION, 1-1/4
21	1719901SM	1	CRANK, Height Adjusting
22	1714084SM	1	KNOB, Spinner
23	1960093SM	1	NUT, Push Pal 3/8 Diameter Stud Capped
26	1960687SM	2	NUT, Hex Flange 3/8-16 ESNA
27	1704116ASM	1	BRACKET, Height of Cut 16GA
28	1930601SM	2	SCREW, Hex Washer Head Taptite 5/16-18 x 5/8
29	1733308ASM	1	UPSTOP, 7GA (Upstop will be rotated 180 degrees on 44")
30	1960074SM	1	CLIP, Hair Pin
31	1733117ASM	1	BAR, Roller Square Slot
32	1930644SM	2	NUT, Hex Flange 1/2-13 Two-Way Lock
33	1913744SM	2	NUT, Hex Jam 1/2-13
34	1733109ASM	1	SHAFT ASSEMBLY, Rocker 44"
34	1733120ASM	1	SHAFT ASSEMBLY, Rocker 50"
35	1704081ASM	1	TRUNNION
36	2118053SM	1	PIN, Round Head Drilled 3/8 x 2
37	1664847SM	6	SCREW, Hex Washer Head Taptite 5/16-18 x 3/4
38	1665374SM	3	STRAP, Roller E-Coat
39	1931352SM	3	CARRIAGE BOLT, 3/8-16 x 1-1/2 G5
40	2860681SM	3	NUT, Hex Toplock Spiral Lock Flange 3/8-16
41	1924366SM	7	WASHER, 5/8
42	1668513SM	7(8)	ROLLER
43	1722036SM	2	ROLLER, Rounded
44	1960520SM	2	NUT, Push for 5/8 Diameter Stud Capped
45	1602946SM	2(3)	SPACER, Split

### Footnotes

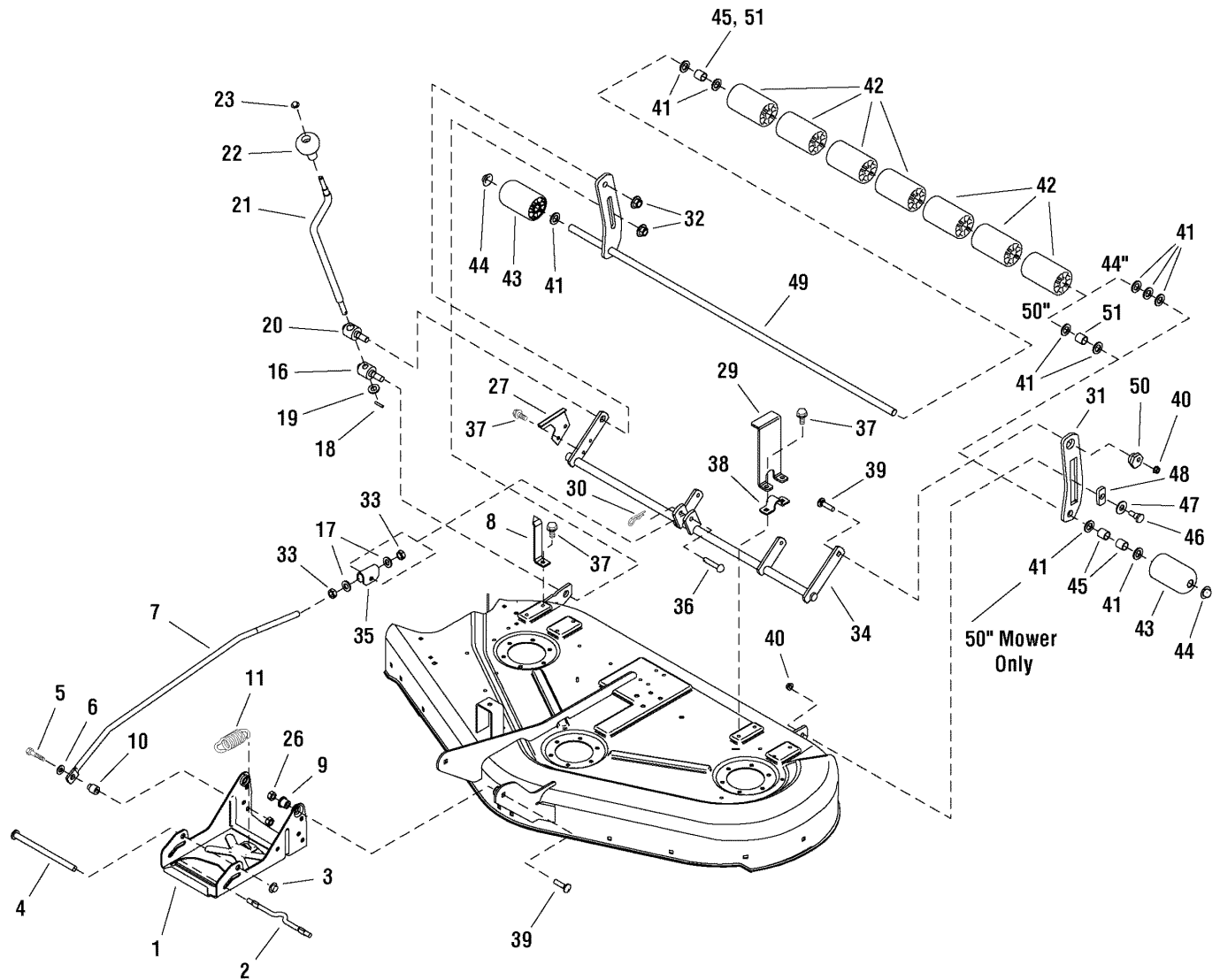
#### The above parts group applies to the following Mfg. Nos.:

1695130 - 44" Mower	2690574 - Regent	2690588 - 524H	2690688 - Regent
1695131 - 50" Mower	2690575 - Regent	2690590 - Regent	
1695133 - 44" Mower	2690576 - Regent	2690592 - Regent	
1695134 - 50" Mower	2690583 - 2522H	2690595 - 2518H	
1695143 - 44" Mower	2690584 - 2524H	2690684 - 2518H	
1695145 - 44" Mower	2690587 - 522H	2690686 - Regent	

# 44" & 50" Mower Deck - Height Adjust & Roller Bar Group

987468

NOTE: Unless noted otherwise,  
use the standard hardware torque  
specification chart.



**The above parts group applies to the following Mfg. Nos.:**

- |                     |                  |                  |                  |
|---------------------|------------------|------------------|------------------|
| 1695130 - 44" Mower | 2690574 - Regent | 2690588 - 524H   | 2690688 - Regent |
| 1695131 - 50" Mower | 2690575 - Regent | 2690590 - Regent |                  |
| 1695133 - 44" Mower | 2690576 - Regent | 2690592 - Regent |                  |
| 1695134 - 50" Mower | 2690583 - 2522H  | 2690595 - 2518H  |                  |
| 1695143 - 44" Mower | 2690584 - 2524H  | 2690684 - 2518H  |                  |
| 1695145 - 44" Mower | 2690587 - 522H   | 2690686 - Regent |                  |



## 44" & 50" Mower Deck - Height Adjust & Roller Bar Group

REF NO	PART NO.	QTY.	DESCRIPTION
46	2172622SM	1	BOLT, Shoulder 3/8-16 G5
47	1924361SM	1	WASHER, 1/2
48	1677507SM	1	SLIDE
49	1733122ASM	1	SHAFT ASSEMBLY, Roller 44"
49	1733123ASM	1	SHAFT ASSEMBLY, Roller 50"
50	1704082SM	1	NUT, Hex Adjusting Powdered Metal
51	1709195SM	2	SPACER

Not for  
Reproduction

### Footnotes

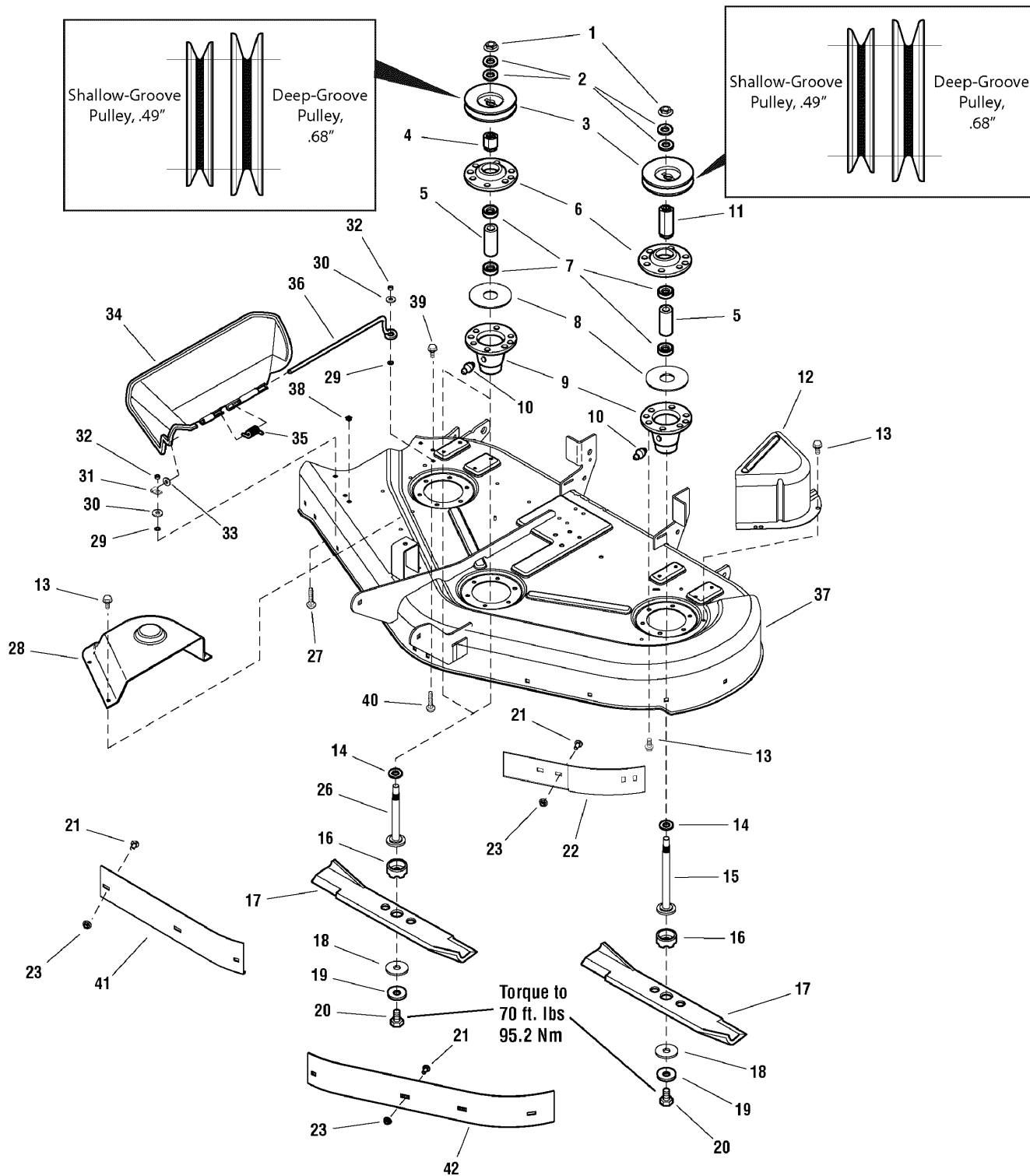
#### The above parts group applies to the following Mfg. Nos.:

1695130 - 44" Mower	2690574 - Regent	2690588 - 524H	2690688 - Regent
1695131 - 50" Mower	2690575 - Regent	2690590 - Regent	
1695133 - 44" Mower	2690576 - Regent	2690592 - Regent	
1695134 - 50" Mower	2690583 - 2522H	2690595 - 2518H	
1695143 - 44" Mower	2690584 - 2524H	2690684 - 2518H	
1695145 - 44" Mower	2690587 - 522H	2690686 - Regent	

# 44" Mower Deck - Housing, Arbors & Blades Group

987450

**NOTE:** Unless noted otherwise, use the standard hardware torque specification chart.



**The above parts group applies to the following Mfg. Nos.:**

1695130 - 44" Mower  
 1695131 - 50" Mower  
 1695133 - 44" Mower  
 1695143 - 44" Mower  
 1695145 - 44" Mower  
 2690574 - Regent

2690575 - Regent  
 2690583 - 2522H  
 2690587 - 522H  
 2690590 - Regent  
 2690592 - Regent  
 2690595 - 2518H

2690684 - 2518H  
 2690686 - Regent  
 2690688 - Regent

## 44" Mower Deck - Housing, Arbors & Blades Group

REF NO	PART NO.	QTY.	DESCRIPTION
1	1714419SM	3	NUT, Hex, Flange, 9/16-8
2	1713675SM	6	WASHER, Belleville
3	1732951SM	3	PULLEY, RH Arbor & LH Arbor, 4 3/4, .68" Deep-Groove (Export/CE, Must be used with deep-groove belt)
3	1713098SM	3	PULLEY, RH Arbor & LH Arbor, 4 1/4, .49" Shallow-Groove (Must be used with shallow-groove belt)
4	1713613SM	2	HUB, Pulley, RH (Middle)
5	1732543SM	3	SPACER
6	1713199ASM	3	COVER, Arbor Housing
7	1705897SM	6	BEARING
8	1707335SM	3	GASKET, Foam
9	1713338ASM	3	HOUSING ASSEMBLY, Arbor Bottom, w/Lube Fitting
10	1704314SM	1	FITTING, Grease
11	1713616SM	1	HUB, Adapter, LH
12	1720560ASM	1	COVER, Arbor
13	1664847SM	27	CAPSCREW, Hex Head, Taptite, 5/16-18 x 3/4
14	1713619SM	3	WASHER
15	1713612SM	1	SHAFT, Arbor
16	1713196SM	3	SHIELD, Grass, Lower
17	1704100ASM	3	BLADE, Mower, 16-1/8
18	1713089SM	3	WASHER, Hex
19	1656916SM	3	WASHER, Spring
20	2823471SM	3	CAPSCREW, Hex Head, 7/16-14 x 1-1/4
21	1931333SM	2(8)	BOLT, Carriage, 5/16-18 x 3/4
22	1724538ASM	1	BAFFLE, Anti-Blowout LH
23	1931277SM	2	NUT, Hex, Flange Whizlock, 5/16-18
26	1713609SM	2	SHAFT, Arbor, RH
27	1960698SM	2	CARRIAGE BOLT, 1/4-20 x 1, Black
28	1715673SM	1	COVER, Arbor, RH
29	1960518SM	2	NUT, Push On
30	1960353SM	5(7)	WASHER, Plain, 1/4
31	1704873SM	1	CLAMP
32	1920397SM	2	NUT, Hex Lock, ESNA, 1/4-20
33	1919326SM	1	WASHER, Flat, 5/16
34	1705449SM	1	DEFLECTOR, Plastic
35	7101082SM	1	SPRING
36	1706709SM	1	ROD, Deflector, Front
37	1733128CSM	1	HOUSING ASSEMBLY, 44" Ground Following (Orange)
37	1733128DSM	1	HOUSING ASSEMBLY, 44" Ground Following (Red)
38	1705115SM	1	PLUG, Plastic
39	1923683SM	1	SCREW, Taptite, 3/8-16 x 3/4
40	1960633SM	1(2)	CARRIAGE BOLT, 1/4-20 x 1-1/2 G5

### Footnotes

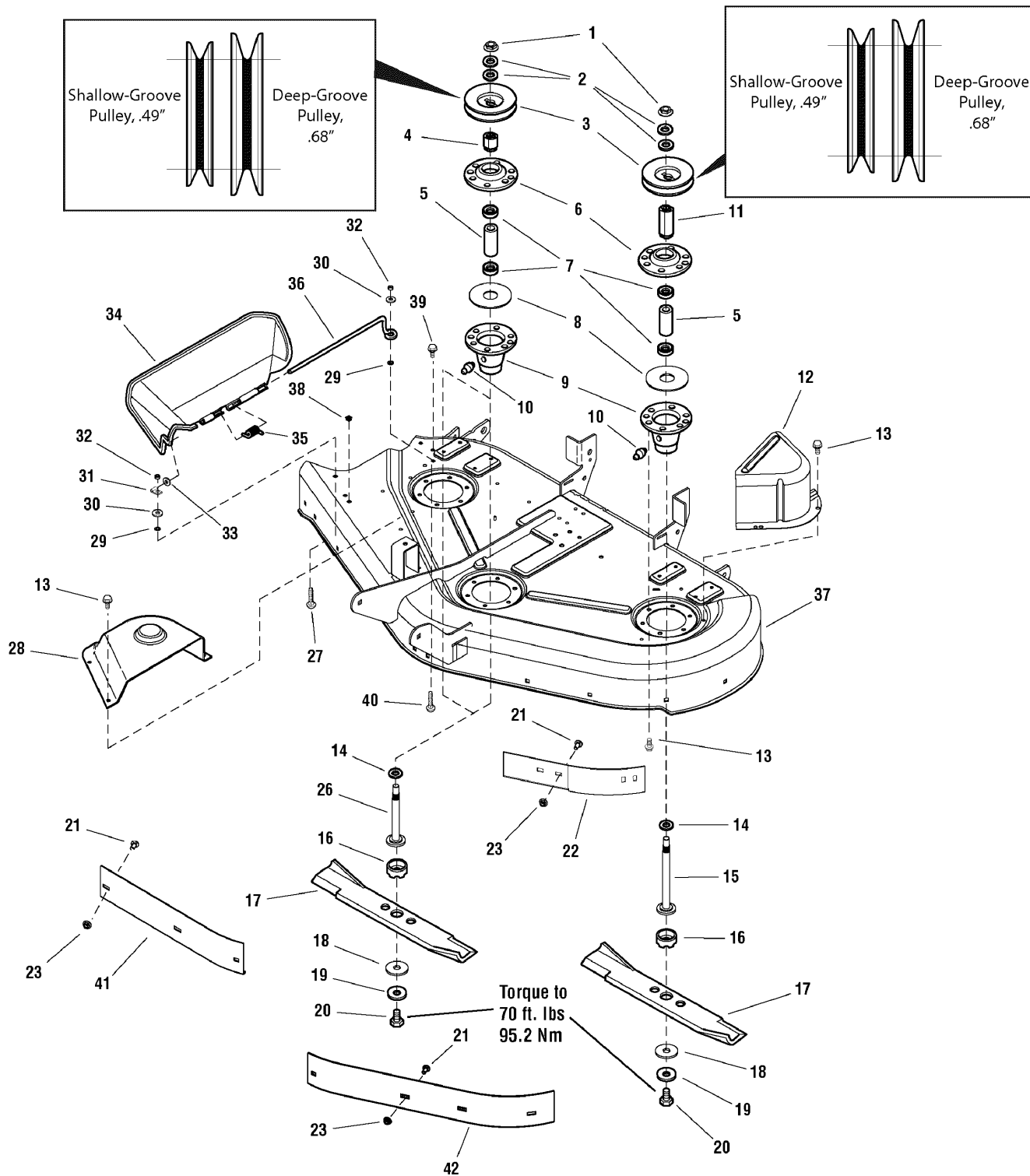
#### The above parts group applies to the following Mfg. Nos.:

1695130 - 44" Mower	2690575 - Regent	2690684 - 2518H
1695131 - 50" Mower	2690583 - 2522H	2690686 - Regent
1695133 - 44" Mower	2690587 - 522H	2690688 - Regent
1695143 - 44" Mower	2690590 - Regent	
1695145 - 44" Mower	2690592 - Regent	
2690574 - Regent	2690595 - 2518H	

# 44" Mower Deck - Housing, Arbors & Blades Group

987450

**NOTE:** Unless noted otherwise, use the standard hardware torque specification chart.



The above parts group applies to the following Mfg. Nos.:

- 1695130 - 44" Mower
- 1695131 - 50" Mower
- 1695133 - 44" Mower
- 1695143 - 44" Mower
- 1695145 - 44" Mower
- 2690574 - Regent

- 2690575 - Regent
- 2690583 - 2522H
- 2690587 - 522H
- 2690590 - Regent
- 2690592 - Regent
- 2690595 - 2518H

- 2690684 - 2518H
- 2690686 - Regent
- 2690688 - Regent

## 44" Mower Deck - Housing, Arbors & Blades Group

REF NO	PART NO.	QTY.	DESCRIPTION
41	1734196ASM	1	BAFFLE, Anti-Blowout RH (Export/CE)
42	1716879ASM	1	BAFFLE, Anti-Blowout LH (Export/CE)

Not for  
Reproduction

### Footnotes

---

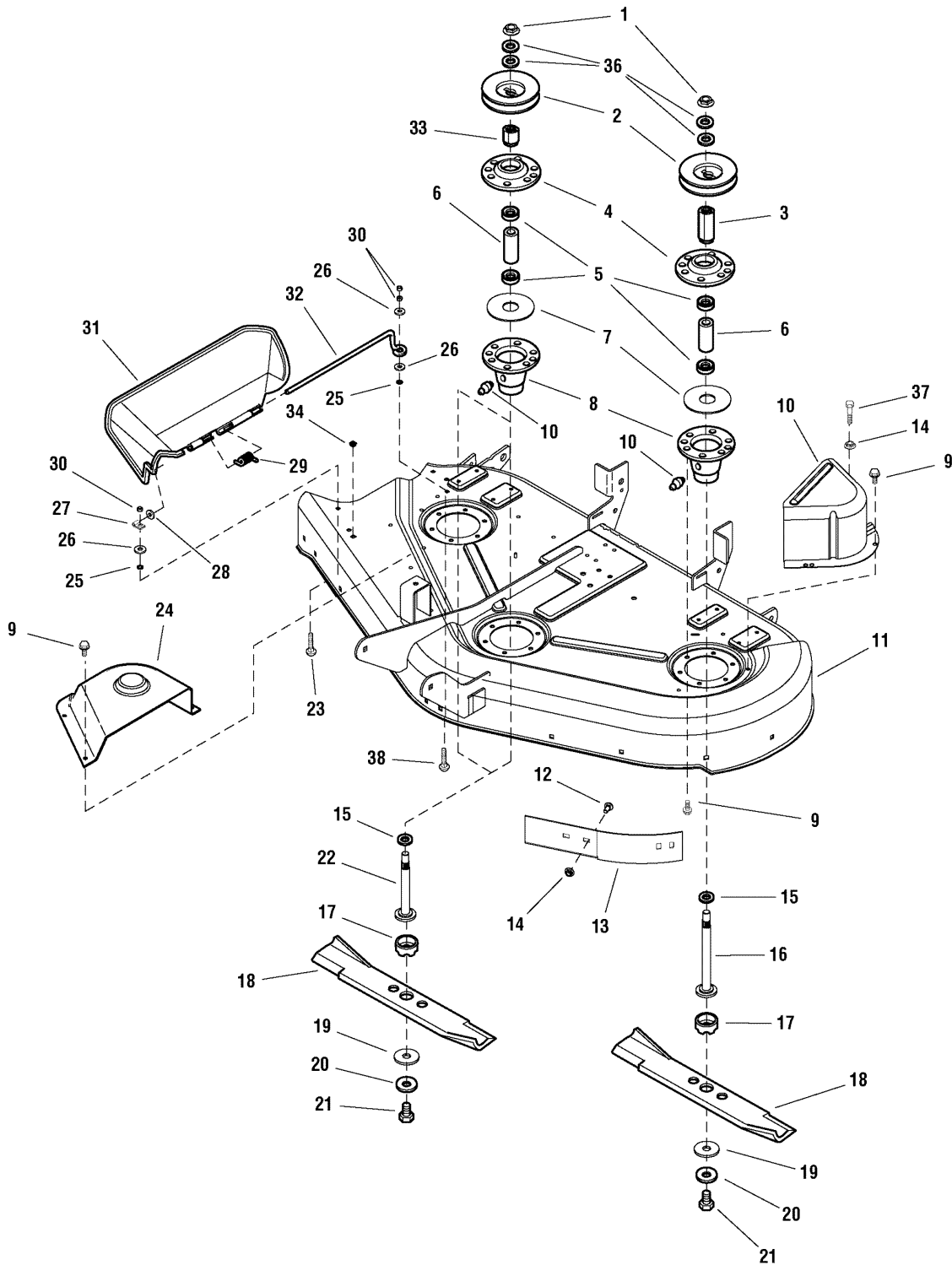
**The above parts group applies to the following Mfg. Nos.:**

1695130 - 44" Mower	2690575 - Regent	2690684 - 2518H
1695131 - 50" Mower	2690583 - 2522H	2690686 - Regent
1695133 - 44" Mower	2690587 - 522H	2690688 - Regent
1695143 - 44" Mower	2690590 - Regent	
1695145 - 44" Mower	2690592 - Regent	
2690574 - Regent	2690595 - 2518H	

# 50" Mower Deck - Housing & Arbor Group

987455

NOTE: Unless noted otherwise,  
use the standard hardware torque  
specification chart.



The above parts group applies to the following Mfg. Nos.:

- 1695134 - 50" Mower
- 2690576 - Regent
- 2690584 - 2524H
- 2690588 - 524H

## 50" Mower Deck - Housing & Arbor Group

REF NO	PART NO.	QTY.	DESCRIPTION
1	1714419SM	3	NUT, Hex Flange 9/16-18
2	1732951SM	3	PULLEY, .68" Deep-Groove Pulley (Must be used with deep-groove belt)
3	1713616SM	1	HUB
4	1713199ASM	3	HOUSING, Arbor Top
5	1705897SM	6	BEARING, Ball 11/16 x 9/16 x 15/32
6	1732543SM	3	SPACER, Powdered Metal
7	1707335SM	3	GASKET
8	1713338ASM	3	HOUSING, Arbor Bottom w/Lube Fitting
9	1664847SM	26	SCREW-HEX WSHR HD TAPTT5/16-18X0.750BLK
10	1720560ASM	1	COVER, Arbor
11	1733129CSM	1	HOUSING ASSEMBLY, 50" (Orange)
11	1733129DSM	1	HOUSING ASSEMBLY, 50" (Red)
12	1931333SM	2	CARRIAGE BOLT, 5/16-18 x 3/4 G5
13	1724538ASM	1	BAFFLE, Blowout, Short
14	1931277SM	3	NUT, Hex Flange 5/16-18, Whiz Lock Small
15	1713619SM	3	WASHER, Cup
16	1713612SM	1	SHAFT, Arbor
17	1713196SM	3	SHIELD, Grass Lower Arbor, Heat Treated
18	1726357SM	3	BLADE, Mower
19	1713089SM	3	WASHER, Hex 11/16 x 2
20	1656916SM	3	WASHER, Spring
21	2823471SM	3	CAPSCREW, Hex Head 7/16-14 x 1-1/4 G8
22	1713609SM	2	SHAFT, Arbor
23	1960698SM	1	CARRIAGE BOLT, 1/4-20 x 1 G5
24	1715673SM	1	COVER, Arbor
25	1960518SM	2	NUT, Push for 1/4 Diameter Thread
26	1960353SM	4	WASHER, 1/4
27	1704873SM	1	CLAMP, Wire
28	1919326SM	1	WASHER, 5/16
29	7101082SM	1	SPRING, Torsion, Chute
30	1920397SM	2	NUT, Hex Lock ESNA Light 1/4-20
31	1705449SM	1	DEFLECTOR
32	1706709SM	1	ROD, Deflector
33	1713613SM	2	HUB
34	1705115SM	1	PLUG
36	1713675SM	6	WASHER, Bellville
37	1960730SM	1	SCREW, Hex Head Serange Flange Taptite 5/16-18 x 2
38	1960633SM	1	CARRIAGE BOLT, 1/4-20 x 1-1/2 G5

### Footnotes

#### The above parts group applies to the following Mfg. Nos.:

1695134 - 50" Mower  
 2690576 - Regent  
 2690584 - 2524H  
 2690588 - 524H

Not for  
Reproduction



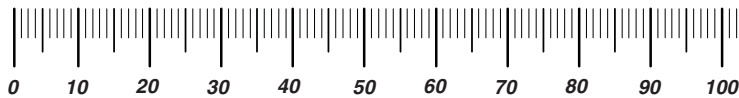
Not for  
Reproduction

Not for  
Reproduction

# Hardware Identification & Torque Specifications

Torque Specification Chart								
FOR STANDARD METRIC MACHINE HARDWARE (Tolerance ± 20%)								
Property Class	5.6		8.8		10.9		12.9	
	Class 5.6		Class 8.8		Class 10.9		Class 12.9	
Size Of Hardware	in/lbs		in/lbs		in/lbs		in/lbs	
	ft/lbs	Nm.	ft/lbs	Nm.	ft/lbs	Nm.	ft/lbs	Nm.
M3	5.88	.56	13.44	1.28	19.2	1.80	22.92	2.15
M4	13.44	1.28	30.72	2.90	43.44	4.10	52.56	4.95
M5	26.4	2.50	60.96	5.75	5.97	8.10	7.15	9.7
M6	44.64	4.3	7.3	9.9	10.3	14	12.1	16.5
M7	5.2	7.1	12.1	16.5	16.9	23	19.9	27
M8	7.7	10.5	17.7	24	25	34	29	40
M10	15	21	35	48	50	67	59	81
M12	26	36	61	83	86.2	117	103	140
M14	42	58	101	132	136	185	162	220
M16	64	88	147	200	210	285	250	340
M18	89	121	202	275	287	390	346	470
M20	126	171	290	390	405	550	486	660
M22	169	230	390	530	559	745	656	890
M24	217	295	497	375	708	960	840	1140
M27	320	435	733	995	1032	1400	1239	1680
M30	435	590	995	1350	1401	1900	1681	2280
M33	590	800	1349	1830	1902	2580	2278	3090
M36	759	1030	1740	2360	2441	3310	2935	3980
M39	988	1340	2249	3050	3163	4290	3798	5150

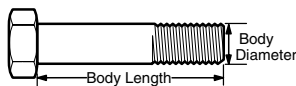
The guides and ruler furnished below are designed to help you select the appropriate hardware.



**Nut, M8**

Thread Diameter (mm)  
Inside Diameter (in)  
Threads per inch

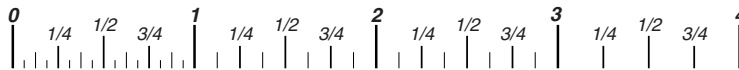
**Nut, 1/2-16**



**Screw, M8- 1.25 x 25**

Thread Diameter (mm)  
Body Diameter  
Distance between threads (mm)  
Threads per inch  
Body Length (mm)  
Body Length (in)

**Screw, 1/2- 16 x 2**



## Standard Hardware Sizing

When a washer or nut is identified as **1/2"** (M8), this is the *Nominal size*, meaning the *inside diameter* is 1/2 inch (8mm metric thread diameter); if a second number is present it represents the *threads per inch* (distance between threads).

When bolt or capscrew is identified as **1/2 - 16 x 2"** (M8 - 1.25 x 50 ), this means the *Nominal size*, or body diameter is 1/2 inch (8mm metric thread diameter), the second number, 16, represents the *threads per inch*, (1.25 thread diameter). The final number is the body length of the bolt or screw, 2 inches (50mm).

Torque Specification Chart						
FOR STANDARD MACHINE HARDWARE (Tolerance ± 20%)						
Hardware Grade	No Marks		SAE Grade 5		SAE Grade 8	
	SAE Grade 2		SAE Grade 5		SAE Grade 8	
Size Of Hardware	in/lbs		in/lbs		in/lbs	
	ft/lbs	Nm.	ft/lbs	Nm.	ft/lbs	Nm.
8-32	19	2.1	30	3.4	41	4.6
8-36	20	2.3	31	3.5	43	4.9
10-24	27	3.1	43	4.9	60	6.8
10-32	31	3.5	49	5.5	68	7.7
1/4-20	66	7.6	8	10.9	12	16.3
1/4-28	76	8.6	10	13.6	14	19.0
5/16-18	11	15.0	17	23.1	25	34.0
5/16-24	12	16.3	19	25.8	29	34.0
3/8-16	20	27.2	30	40.8	45	61.2
3/8-24	23	31.3	35	47.6	50	68.0
7/16-14	30	40.8	50	68.0	70	95.2
7/16-20	35	47.6	55	74.8	80	108.8
1/2-13	50	68.0	75	102.0	110	149.6
1/2-20	55	74.8	90	122.4	120	163.2
9/16-12	65	88.4	110	149.6	150	204.0
9/16-18	75	102.0	120	163.2	170	231.2
5/8-11	90	122.4	150	204.0	220	299.2
5/8-18	100	136	180	244.8	240	326.4
3/4-10	160	217.6	260	353.6	386	525.0
3/4-16	180	244.8	300	408.0	420	571.2
7/8-9	140	190.4	400	544.0	600	816.0
7/8-14	155	210.8	440	598.4	660	897.6
1-8	220	299.2	580	788.8	900	1,244.0
1-12	240	326.4	640	870.4	1,000	1,360.0

## NOTES

- These torque values are to be used for all hardware excluding: locknuts, self-tapping screws, thread forming screws, sheet metal screws and socket head setscrews.
- Recommended seating torque values for locknuts:
  - for prevailing torque locknuts - use 65% of grade 5 torques.
  - for flange whizlock nuts and screws - use 135% of grade 5 torques.
- Unless otherwise noted on assembly drawings, all torque values must meet this specification.

## Common Hardware Types

Hex Head Capscrew



Washer



Lockwasher

Carriage Bolt



Hex Nut

## Wrench & Fastener Size Guide

1/4" Bolt or Nut Wrench—7/16"	5/16" Bolt or Nut Wrench—1/2"	3/8" Bolt or Nut Wrench—9/16"	7/16" Bolt or Nut Wrench (Bolt)—5/8" Wrench (Nut)—11/16"	1/2" Bolt or Nut Wrench—3/4"
M6 Bolt or Nut Wrench—10mm	M8 Bolt or Nut Wrench—13mm	M10 Bolt or Nut Wrench—17mm	M12 Bolt or Nut Wrench—19mm	M14 Bolt or Nut Wrench—22mm

Not for  
Reproduction

**IT IS THE POLICY OF BRIGGS & STRATTON CORP. TO IMPROVE ITS PRODUCTS  
WHENEVER IT IS POSSIBLE AND PRACTICAL TO DO SO. WE RESERVE THE RIGHT TO  
MAKE CHANGES OR ADD IMPROVEMENTS AT ANY TIME WITHOUT INCURRING ANY  
OBLIGATION TO MAKE SUCH CHANGES ON PRODUCTS.**

**Briggs & Stratton Yard Power Products Group**

---

3515 N. 124 Street / PO Box 702  
Wauwatosa, WI 53222 USA

[www.simplicitymfg.com](http://www.simplicitymfg.com)

© Copyright 2010 by Briggs & Stratton Corporation  
Milwaukee, WI, USA. All rights reserved